

Summary of visa costs analysis (2021)

Fragomen LLP was commissioned by the Royal Society to update its [2019 analysis](#) of upfront immigration costs in the UK and 16 other leading science nations. The Society requested information on the main visa categories for researchers coming to the UK for an extended period of work or study, namely the UK Skilled Worker (formerly Tier 2), Global Talent (Tier 1), Student (Tier 4), Graduate visas and their equivalents in other countries. This document summarises the findings.

For queries, please contact thomas.frostick@royalsociety.org.

Key findings

- From 2019 to 2021, total upfront immigration costs in the UK increased by up to 43% depending on visa type.
- Total upfront costs are higher in the UK than all other countries in the analysis. When including the UK in the calculation of average upfront visa costs across the study group, costs are two to five times higher than the average. When excluding the UK from the international average, UK costs are up to ten times higher.
- The UK is less of an outlier when it comes to employer visa costs compared to some nations, with Australia, France, Israel and the USA charging considerable fees in the skilled worker and dedicated researcher visa categories.
- The biggest upfront cost component in the UK is the Immigration Health Surcharge (IHS) which in October 2020 was increased from £400 to £624 per year. This is payable in full before a visa will be issued meaning a five-year stay costs applicants £3,120 (£624 x 5) in IHS costs, plus visa fees.
- Skilled Worker visa costs are particularly high for sub-PhD level roles (such as technicians) which require employers to pay the UK Immigration Skills Charge of up to £5,000 depending on the size of the employing organisation.
- If applicants have dependants, total costs are multiplied. A family of four coming to the UK on a five-year Skilled Worker visa is liable to pay up to £21,790.
- The Global Talent visa (GTV) is the UK's premier route for talented and promising researchers and innovators from other countries. However:
 - with the IHS, the GTV is the most expensive visa compared to other leading science nations, when comparing both upfront costs paid by the applicant as well as total upfront costs (i.e. costs paid by both applicant and employer)
 - without the IHS, the GTV applicant cost is still significantly higher than the average upfront costs paid by the applicant among other leading science nations in 2021 (£608 v £181). However, it is slightly lower than the average total upfront costs (£608 vs £643) because of the high costs that some countries charge the employer.
 - A family of four coming to the UK on a five-year Global Talent visa for main visa holder and three dependants' visas will be liable to pay £13,372 upfront.
- The UK has the third highest costs for settlement for visa holders compared to dedicated research visa schemes in other European nations. Only France and Switzerland have higher costs.

Contents

Note on methodology	3
Skilled worker visa costs	4
Cost of extending visas – Skilled worker	5
Figure 2 – Costs for UK Skilled Worker visa extensions compared to those of other leading science nations (2021).....	5
Dedicated researcher visa costs	6
Figure 3 – Costs for UK Global Talent visa compared to visa routes for researchers in other leading science nations (2021)	6
Cost of extending visas – Dedicated researcher	7
Figure 4 – Costs for UK Global Talent visa extension compared to those of other leading science nations (2021).....	7
Student visa costs	8
Figure 5 – Costs for a UK Student Visa compared to those in other leading science nations (2021)	8
What does it cost to bring a family to the UK?	9
Table 1 – Upfront costs for an adult with three family members coming to the UK on a five-year skilled worker visa (2021)	9
Table 2 – Upfront costs for an adult with three family members coming to the UK on a five-year Global Talent visa (2021)	9
Settlement costs.....	10
Figure 6 – Costs of settlement in the UK compared to other leading science nations 2021	10
Annex	11
Supplementary Table 1 – Currency conversion rates	11
Supplementary Table 2 – Skilled Visa Costs 2019	12
Supplementary Table 3 – Skilled Visa Costs 2021	13
Supplementary Table 4 – Skilled visa cost extensions 2021	14
Supplementary Table 6 – Research visa costs 2021	16

Note on methodology

Information on visa costs was collected by Fragomen LLP in 2019 for the [initial report](#) and then again in 2021. Costs are categorised as those payable by 1) the individual, 2) the employer, 3) by either and 4) as the UK Immigration Health Surcharge.

The countries in the study group were selected according to their [Nature Index ranking](#) which is used as a proxy for research excellence. Israel was not in the top 16 in 2019 but moved up the ranking in 2021. It is therefore included in the analysis for both years alongside the original 16 countries.

Where Fragomen gave a range of fees, the maximum value has been taken. This includes the costs for the 2021 UK Graduate visa which can either be offered for two years (to undergraduate or postgraduate taught degree graduates) or three years (for postgraduate research graduates). Here the costs are shown for a three-year extension. The Doctorate Extension scheme which ran until July 2021 is not included in this analysis because it is no longer open to new applicants and is not directly comparable to the Graduate Visa because of its shorter (12 month) duration.

The analysis highlights changes in costs of UK visas from 2019 to 2021, comparing visa types from 2021 which have replaced equivalent or highly similar schemes from 2019. For a comparison with other leading science nations, UK costs are shown against both the average total costs across all other countries (excluding the UK in the calculation) and against the average across all countries in the analysis (including the UK). This method was chosen because the significantly higher visa costs in the UK biases the mean across all nations.

The analysis is not a strict like-for-like comparison in that no two visa systems are directly comparable. UK visas, for instance, tend to be valid for a longer period than similar visas offered overseas. Furthermore, the analysis is concerned with upfront costs only, not ongoing costs such as mandatory healthcare premiums that are payable in some countries in the study group. The reason for focussing on upfront costs alone is that this was judged to be a more significant factor in an individual's motivation or ability to migrate to the UK, requiring access to thousands of pounds in income or savings unless the applicant's employer or funding organisation covers the costs on their behalf.

Skilled worker visa costs

The UK has three main visa categories for skilled work: Skilled Worker, Intra-Company Transfer, and Graduate. Between 2019 and 2021, visa costs for skilled workers in the UK increased by

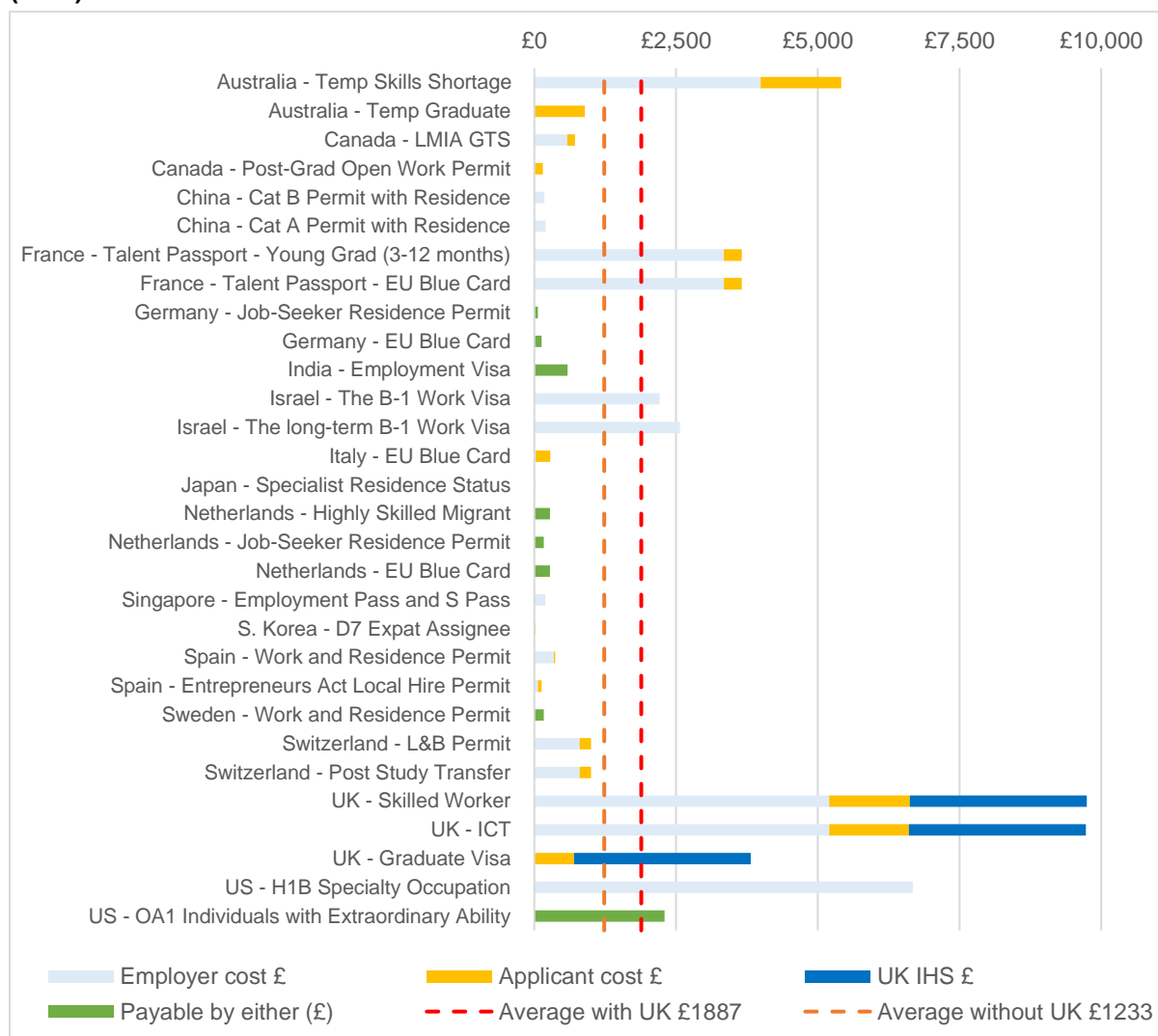
- 16% from £8,438 in 2019 to £9,746 in 2021 for the Skilled Worker visa
- 16% from £8,419 in 2019 to £9,727 in 2021 for the ICT visa.¹

As of 2021, fees for the general UK Skilled Worker and ICT visa are

- 790% and 789% higher, respectively, than the mean total upfront visa costs for skilled workers across all other leading science nations when excluding the UK from the international average.
- 517% and 516% higher, respectively, than the mean total upfront visa costs for skilled workers across all other leading science nations when including the UK in the international average.

For the Graduate visa, costs are 310% higher than the international average (excluding the UK from the mean; 202% when including the UK in the mean). Even without the Immigration Health Surcharge, total upfront visa costs payable by the applicant in the UK would remain higher than for most other nations except Australia. Other countries with the highest fees payable by the employer are Australia, France, Israel and the USA (USA fee payable by either employee or employer).

Figure 1 – Costs for UK Skilled Worker visa compared to those of other leading science nations (2021)



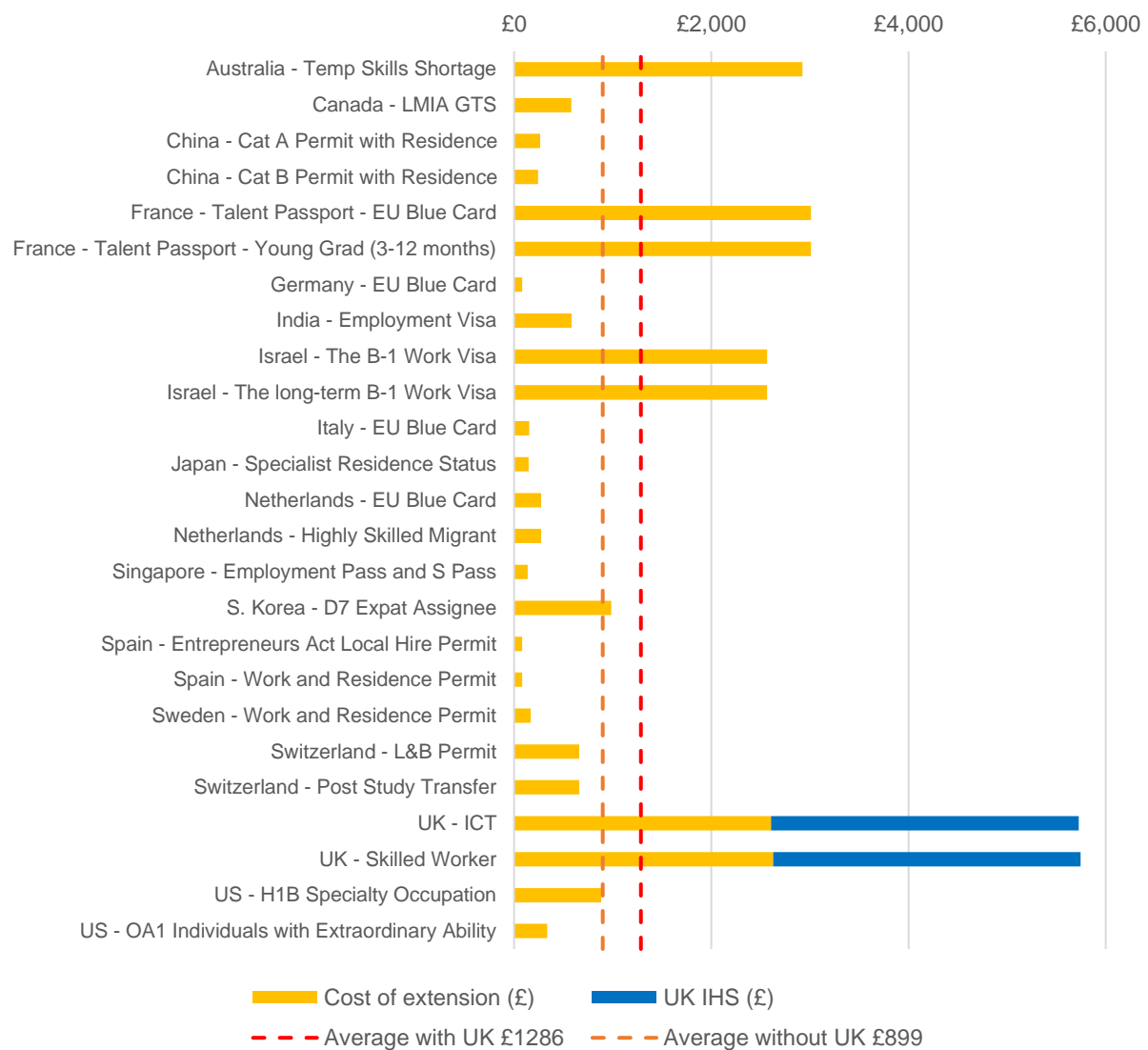
¹ The difference in costs between Skilled Worker and ICT visa are due to the inclusion of the compulsory costs for the submission of biometrics as part of the Skilled Worker visa (£19.20).

Cost of extending visas – Skilled worker

The UK Skilled Worker visa can be extended indefinitely whereas the ICT can be extended for an additional period of four years, with a maximum of nine years in total. The Graduate visa cannot be extended. For a one-year visa extension of the Skilled Worker and ICT visa the mean upfront costs are:

- 637% and 639% higher, respectively, than the mean total costs for extending a skilled worker visa for one-year across the leading science nations when excluding the UK in the international average.
- 445% and 447% higher, respectively, than the mean total costs for extending a skilled worker visa for one year across the leading science nations when including the UK from the international average.

Figure 2 – Costs for UK Skilled Worker visa extensions compared to those of other leading science nations (2021)

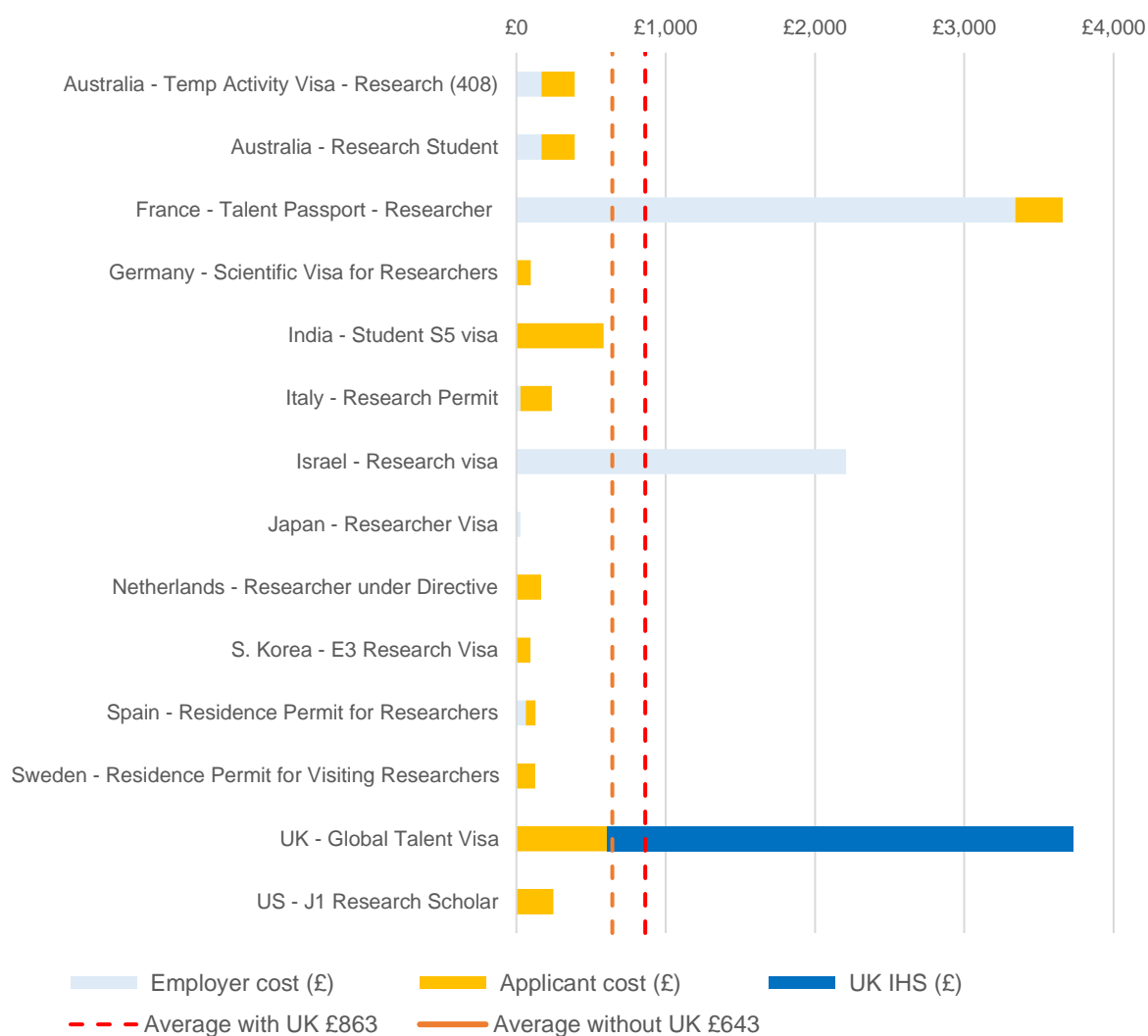


Dedicated researcher visa costs

The UK Global Talent visa is aimed at talented and promising individuals in specific sectors including research and innovation. It replaced the Tier 1 Exceptional Talent visa in February 2020.

From 2019 to 2021, research visa costs in the UK increased by 43% from £2,608 to £3,728. Researchers entering the UK via the Global Talent visa incur 580% higher costs compared to the mean upfront fees for similar visa schemes across all other leading science nations (432% higher if UK costs are included in the calculation for the international average).

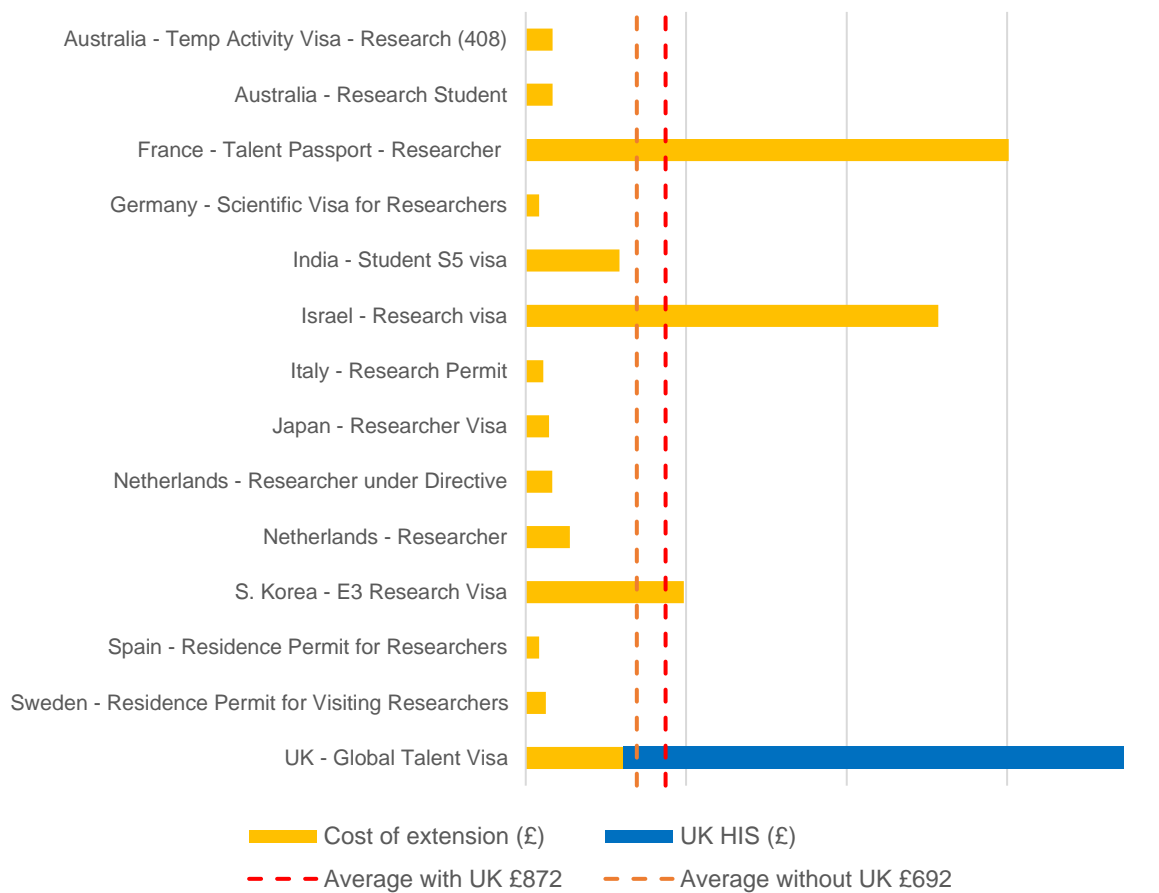
Figure 3 – Costs for UK Global Talent visa compared to visa routes for researchers in other leading science nations (2021)



Cost of extending visas – Dedicated researcher

The UK Global Talent visa can be extended indefinitely, for up to five years at a time. Researchers extending their Global Talent visa for one year incur 539% higher costs than the mean upfront fees for a one-year extension under similar visa schemes across the leading science nations (428% higher if UK costs are included in the calculation for the international average).

Figure 4 – Costs for UK Global Talent visa extension compared to those of other leading science nations (2021)



Student visa costs

The UK Student visa was previously referred to as Tier 4. Since 2020, the cost of a student visa has depended on whether the applicant is entering from outside the UK or whether they previously held another visa but wish to change their status to a Student visa. These two scenarios are reflected in Figure 5.

From 2019 to 2021, costs for incoming students applying for a visa to study in the UK increased by 28% from £1,375 to £1,758. Individuals already in the UK seeking to change their status to a Student visa are now liable to pay £1,885 instead of £1,375 in 2019, which constitutes a 37% increase.

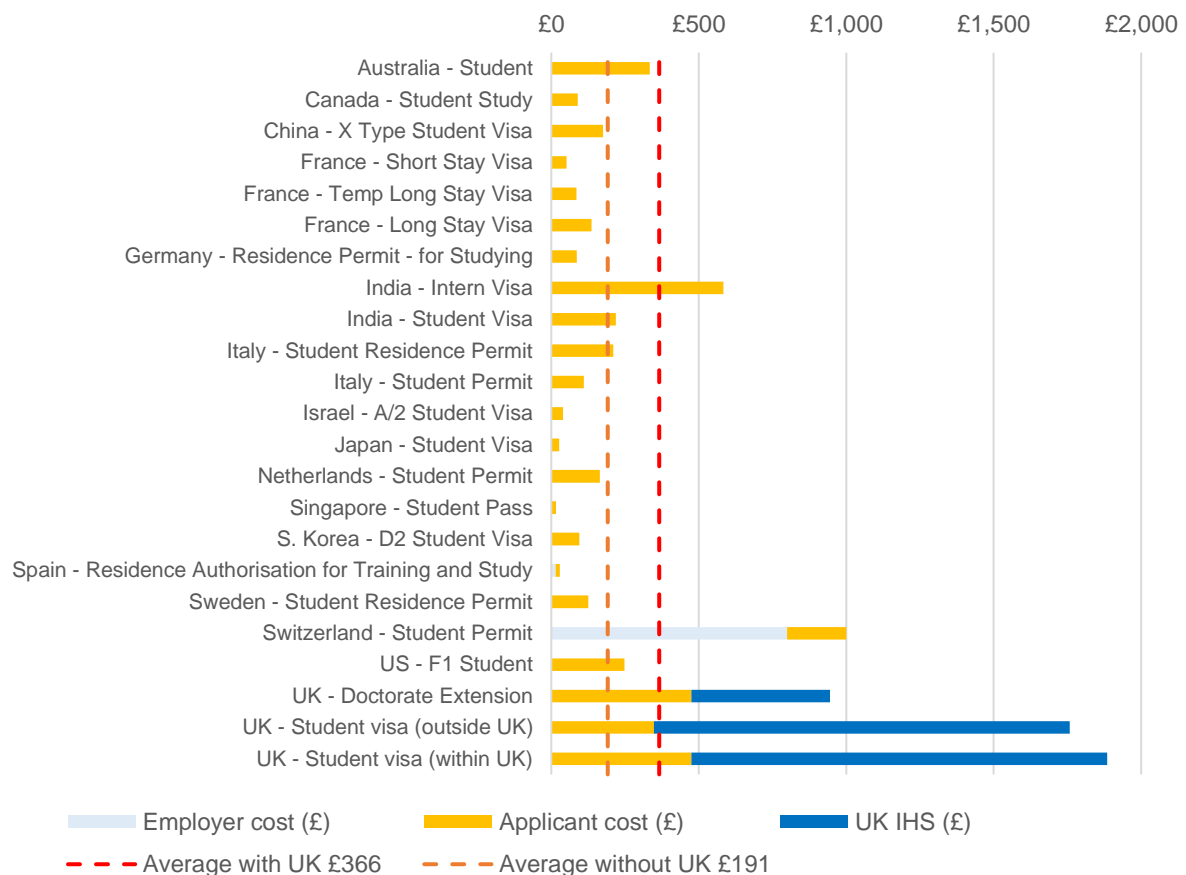
As of 2021, visa fees for new student visa applicants coming to the UK were:

- 918% higher than the average visa costs across all other leading science nations when excluding the UK from the international average; and
- 480% higher than the average visa costs across all other leading science nations when including the UK in the international average.

For applicants within the UK seeking to switch to a student visa, costs were:

- 985% higher in the UK compared other leading science nations when excluding the UK from the international average and
- 515% higher in the UK compared other leading science nations when including the UK in the international average.

Figure 5 – Costs for a UK Student Visa compared to those in other leading science nations (2021)



What does it cost to bring a family to the UK?

An adult with three family members coming to the UK on a five-year Skilled Worker visa will pay a maximum of £16,591 in upfront costs, with the employer being charged up to £5,199. Those who come to the UK via the Global Talent visa incur costs of £13,372.

Table 1 – Upfront costs for an adult with three family members coming to the UK on a five-year skilled worker visa (2021)

	Main applicant	Dependant (partner)	Dependant (under 18)	Dependant (under 18)	Total cost for a family of four
Individual cost	£1,427*	£1,408	£1,408	£1,408	£21,790 (sub-PhD level role) /
Employer cost	£5,199**	N/A	N/A	N/A	
Immigration Health Surcharge	£3,120 (£624 x 5 years)	£3,120 (£624 x 5 years)	£2,350 (£470 x 5 years)	£2,350 (£470 x 5 years)	£16,591 (PhD level role)

Note: *Includes compulsory charge for biometrics. ** Employer cost includes £199 for certificate of sponsorship. PhD level role does not incur the employer cost, whereas sub-PhD level role (e.g., technician) does.

Table 2 – Upfront costs for an adult with three family members coming to the UK on a five-year Global Talent visa (2021)

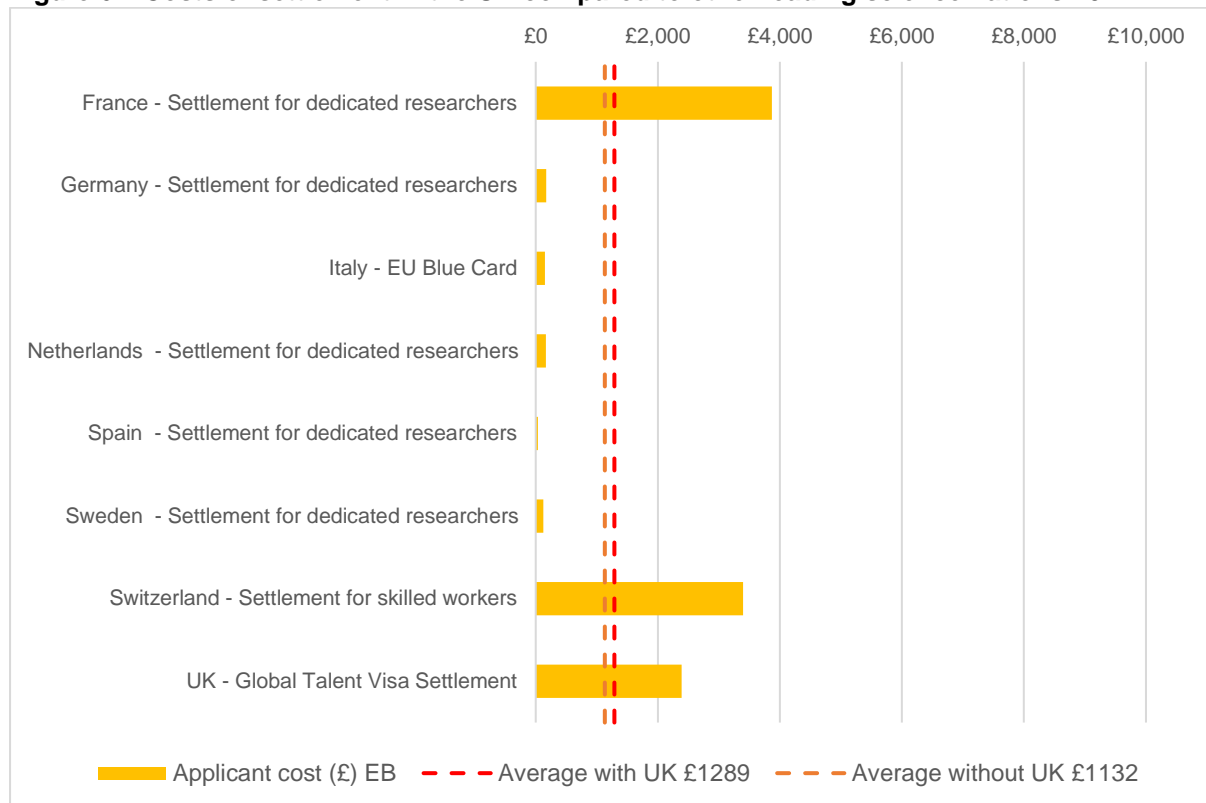
	Main applicant	Dependant (partner)	Dependant (under 18)	Dependant (under 18)	Total cost for a family of four
Individual cost	£608	£608	£608	£608	£13,372
Immigration Health Surcharge	£3,120 (£624 x 5 years)	£3,120 (£624 x 5 years)	£2,350 (£470 x 5 years)	£2,350 (£470 x 5 years)	

Settlement costs

Settlement costs are independent of the current visa status of the applicant. Fees payable by the applicant have remained stable at £2,389 between 2019 and 2021. Figure 6 shows a comparison of settlement costs between the UK and those for applicants holding dedicated researcher or skilled worker visas in other leading science nations.

In 2021, visa holders incur 211% higher costs to apply for settlement in the UK as compared to the mean costs for permanent residence in other countries within the EEA (185% more if the UK are included in the international average calculation). Only France and Switzerland require higher settlement fees.

Figure 6 – Costs of settlement in the UK compared to other leading science nations 2021



Annex

Supplementary Table 1 – Currency conversion rates

Country	2019	2021
Australia	0.54	0.53
Canada	0.57	0.58
China	0.12	0.11
France	0.85	0.86
Germany	0.85	0.86
India (USD)	0.76	0.73
Israel	N/A	0.23
Italy	0.85	0.86
Japan	0.007	0.0067
Netherlands	0.85	0.86
Singapore	0.56	0.54
Spain	0.85	0.86
S Korea (USD)	0.76	0.73
Sweden	0.08	0.084
Switzerland	0.76	0.8
US	0.76	0.73

Source: [XE currency conversion](#). The FX rates for 2019 and 2021 were applied at 3 April 2019 and 24 August 2021 respectively.

Supplementary Table 2 – Skilled Visa Costs 2019

Country – Skilled Visa category	Applicant cost (£)	Applicant cost (local)	UK IHS £	Employer cost (£)	Employer cost (local)	Payable by either (£)	Payable by either (local)	Total cost (£)	Total cost local
Australia - Temp Skills Shortage	1,326	2,455	-	4,066	7,530	-	-	5,392	9,985
Australia - Temp Graduate	829	1,535	-	-	-	-	-	829	1,535
Canada - LMIA GTS	137	240	-	570	1,000	-	-	707	1,240
Canada - Post-Grad Open Work Permit	145	255	-	-	-	-	-	145	255
China - Cat B Permit with Residence	-	-	-	120	1,000	-	-	120	1,000
China - Cat A Permit with Residence	-	-	-	168	1,400	-	-	168	1,400
France - Talent Passport - Young Grad (3-12 months)	-	-	-	484	569	-	-	484	569
France - Talent Passport - EU Blue Card	313	368	-	-	-	-	-	313	368
Germany - Job-Seeker Residence Permit	-	-	-	-	-	169	199	169	199
Germany - EU Blue Card	-	-	-	-	-	170	200	170	200
India - Employment Visa	608	800	-	-	-	608	800	1,216	1,600
Israel - The B-1 Work Visa	-	-	-	-	9,600	-	-	-	9,600
Israel - The long-term B-1 Work Visa	-	-	-	-	11,180	-	-	-	11,180
Italy - EU Blue Card	250	294	-	27	32	-	-	277	326
Japan - Specialist Residence Status	-	-	-	28	4,000	-	-	28	4,000
Netherlands - Highly Skilled Migrant	242	285	-	-	-	242	285	485	570
Netherlands - Job-Seeker Residence Permit	145	171	-	-	-	145	171	291	342
Netherlands - EU Blue Card	-	-	-	-	-	242	285	242	285
Singapore - Employment Pass and S Pass	-	-	-	202	360	-	-	202	360
S. Korea - D7 Expat Assignee	23	30	-	-	-	-	-	23	30
Spain - Work and Residence Permit	13	16	-	340	400	-	-	353	416
Spain - Entrepreneurs Act Local Hire Permit	-	76	-	-	70	-	-	-	146
Sweden - Work and Residence Permit	-	-	-	-	-	160	2,000	160	2,000
Switzerland - L&B Permit	114	150	-	608	800	-	-	722	950
Switzerland - Post Study Transfer	114	150	-	608	800	-	-	722	950
UK - Tier 2 (General)	1,239	1,239	2,000	5,199	5,199	-	-	8,438	8,438
UK - Tier 2 (ICT)	1,220	1,220	2,000	5,199	5,199	-	-	8,419	8,419
UK - Tier 2 (Post Study Transfer)	1,220	1,220	2,000	199	199	-	-	3,419	3,419
US - H1B Specialty Occupation	-	-	-	5,054	6,650	-	-	5,054	6,650
US - OA1 Individuals with Extraordinary Ability	-	-	-	-	-	494	650	494	650

Supplementary Table 3 – Skilled Visa Costs 2021

Country – Skilled Visa category	Applicant cost (£)	Applicant cost (local)	UK IHS (£)	Employer cost (£)	Employer cost (local)	Payable by either (£)	Payable by either (local)	Total cost (£)	Total cost (local)
Australia - Temp Skills Shortage	1,426	2,690	-	3,991	7,530	-		5,417	10,220
Australia - Temp Graduate	890	1,680	-	-	-	-		890	1,680
Canada - LMIA GTS	139	240	-	580	1,000	-		719	1,240
Canada - Post-Grad Open Work Permit	148	255	-	-	-	-		148	255
China - Cat B Permit with Residence	-	-	-	176	1,600	-		176	1,600
China - Cat A Permit with Residence	-	-	-	198	1,800	-		198	1,800
France - Talent Passport - Young Grad (3-12 months)	316	368	-	3,342	3,886	-		3,659	4,254
France - Talent Passport - EU Blue Card	316	368	-	3,342	3,886	-		3,659	4,254
Germany - Job-Seeker Residence Permit			-	-	-	65	75	65	75
Germany - EU Blue Card			-	-	-	126	147	126	147
India - Employment Visa			-	-	-	584	800	584	800
Israel - The B-1 Work Visa	-	-	-	2,208	9,600	-		2,208	9,600
Israel - The long-term B-1 Work Visa	-	-	-	2,571	11,180	-		2,571	11,180
Italy - EU Blue Card	253	294	-	28	32	-		280	326
Japan - Specialist Residence Status	-	-	-	27	4,000	-		27	4,000
Netherlands - Highly Skilled Migrant			-	-	-	275	320	275	320
Netherlands - Job-Seeker Residence Permit			-	-	-	165	192	165	192
Netherlands - EU Blue Card			-	-	-	275	320	275	320
Singapore - Employment Pass and S Pass	-	-	-	194	360	-		194	360
S. Korea - D7 Expat Assignee	22	30	-	-	-	-		22	30
Spain - Work and Residence Permit	23	27	-	347	404	-		370	430
Spain - Entrepreneurs Act Local Hire Permit	65	76	-	63	73	-		128	149
Sweden - Work and Residence Permit			-	-	-	168	2,000	168	2,000
Switzerland - L&B Permit	200	250	-	800	1,000	-		1,000	1,250
Switzerland - Post Study Transfer	200	250	-	800	1,000	-		1,000	1,250
UK - Skilled Worker	1,427	1,427	3,120	5,199	5,199	-		9,746	9,746
UK - ICT	1,408	1,408	3,120	5,199	5,199	-		9,727	9,727
UK - Graduate Visa	700	700	3,120	-	-	-		3,820	3,820
US - H1B Specialty Occupation	-	-	-	6,680	9,150	-		6,680	9,150
US - OA1 Individuals with Extraordinary Ability			-	-	-	2,300	3,150	2,300	3,150

Supplementary Table 4 – Skilled visa cost extensions 2021

Country – Skilled Visa category	Cost of extension (£)	Cost of extension (local)	UK IHS (£)	Total cost of extension including IHS (£)
Australia - Temp Skills Shortage	2,926	5,520	-	2,926
Canada - LMIA GTS	580	1,000	-	580
China - Cat A Permit with Residence	264	2,400	-	264
China - Cat B Permit with Residence	242	2,200	-	242
France - Talent Passport - EU Blue Card	3,010	3,500	-	3,010
France - Talent Passport - Young Grad (3-12 months)	3,010	3,500	-	3,010
Germany - EU Blue Card	83	96	-	83
India - Employment Visa	584	800	-	584
Israel - The B-1 Work Visa	2,565	11,150	-	2,565
Israel - The long-term B-1 Work Visa	2,565	11,150	-	2,565
Italy - EU Blue Card	153	178	-	153
Japan - Specialist Residence Status	146	200	-	146
Netherlands - EU Blue Card	275	320	-	275
Netherlands - Highly Skilled Migrant	275	320	-	275
Singapore - Employment Pass and S Pass	138	255	-	138
S. Korea - D7 Expat Assignee	986	1,350	-	986
Spain - Entrepreneurs Act Local Hire Permit	83	97	-	83
Spain - Work and Residence Permit	83	97	-	83
Sweden - Work and Residence Permit	168	2,000	-	168
Switzerland - L&B Permit	660	825	-	660
Switzerland - Post Study Transfer	660	825	-	660
UK - ICT	2,607	2,607	3,120	5,727
UK - Skilled Worker	2,626	2,626	3,120	5,746
US - H1B Specialty Occupation	883	1,210	-	883
US - OA1 Individuals with Extraordinary Ability	336	460	-	336

Supplementary Table 5 – Research visa costs 2019

Country – Research Visa category	Applicant cost (£)	Applicant cost (local)	UK IHS (£)	Employer cost (£)	Employer cost (local)	Total cost (£)	Total cost (local)
Australia - Temp Activity Visa - Research (408)	154	285	-	227	420	381	705
Australia - Research Student	154	285	-	227	420	381	705
France - Talent Passport - Researcher	313	368	-	-	-	313	368
Germany - Scientific Visa for Researchers	170	200	-	-	-	170	200
India - Research Visa for all levels	608	800	-	-	-	608	800
Italy - Research Permit	207	244	-	27	32	235	276
Israel - Research Visa	-	-	-	2,208	9,600	2,208	9,600
Japan - Researcher Visa	-	-	-	28	4,000	28	4,000
Netherlands - Researcher	145	171	-	-	-	145	171
S. Korea - E3 Research Visa	99	130	-	-	-	99	130
Spain - Residence Permit for Researchers	64	76	-	61	72	125	148
Sweden - Residence Permit for Visiting Researchers	160	2,000	-	-	-	160	2,000
UK - Tier 1 (Research and Innovation Talent)	608	608	2,000	-	-	2,608	2,608
US - J1 Research Scholar	258	340	-	-	-	258	340

Supplementary Table 6 – Research visa costs 2021

Country – Research Visa category	FX rate (2021)	Applicant cost (£)	Applicant cost (local)	UK IHS (£)	Employer cost (£)	Employer cost (local)	Total cost (£)	Total cost (local)
Australia - Temp Activity Visa - Research (408)	0.53	223	420	-	167	315	390	735
Australia - Research Student	0.53	223	420	-	167	315	390	735
France - Talent Passport - Researcher	0.86	316	368	-	3,342	3,886	3,658	4,254
Germany - Scientific Visa for Researchers	0.86	97	113	-	-	-	97	113
India - Student S5 visa	0.73	584	800	-	-	-	584	800
Italy - Research Permit	0.86	210	244	-	28	32	237	276
Israel - Research visa	0.23	-	-	-	2,208	9,600	2,208	9,600
Japan - Researcher Visa	0.0067	-	-	-	27	4,000	27	4,000
Netherlands - Researcher under Directive	0.86	165	192	-	-	-	165	192
S. Korea - E3 Research Visa	0.73	95	130	-	-	-	95	130
Spain - Residence Permit for Researchers	0.86	65	76	-	62	73	128	148
Sweden - Residence Permit for Visiting Researchers	0.084	126	1,500	-	-	-	126	1,500
UK - Global Talent Visa	1	608	608	3,120	-	-	3,728	3,728
US - J1 Research Scholar	0.73	248	340	-	-	-	248	340

Supplementary Table 7 – Research visa extension costs 2021

Country – Research Visa category	Cost of extension (£)	Cost of extension (local)	UK HIS (£)	Total cost of extension (£)
Australia - Temp Activity Visa - Research (408)	167	315	-	167
Australia - Research Student	167	315	-	167
France - Talent Passport - Researcher	3,010	3,500	-	3,010
Germany - Scientific Visa for Researchers	83	96	-	83
India - Student S5 visa	584	800	-	584
Israel - Research visa	2,571	11,180	-	2,571
Italy - Research Permit	110	128	-	110
Japan - Researcher Visa	146	200*	-	146
Netherlands - Researcher under Directive	165	192	-	165
Netherlands - Researcher	275	320	-	275
S. Korea - E3 Research Visa	986	1,350*	-	986
Spain - Residence Permit for Researchers	83	97	-	83
Sweden - Residence Permit for Visiting Researchers	126	1,500	-	126
UK - Global Talent Visa	608	608	3,120	3,728
US - J1 Research Scholar	Not included as programme fees vary from sponsor to sponsor.			

*Local costs for Japan and South Korea given in USD.

Supplementary Table 8 – Student visa costs 2019

Country – Student Visa category	Applicant cost (£)	Applicant cost (local)	UK IHS (£)	Employer cost £	Employer cost (local)	Total cost £	Total cost (local)
Australia - Student	311	575	-	-	-	311	575
Canada - Student Study	88	155	-	-	-	88	155
China - X Type Student Visa	168	1,400	-	-	-	168	1,400
France - Short Stay Visa	51	60	-	-	-	51	60
France - Temp Long Stay Visa	84	99	-	-	-	84	99
France - Long Stay Visa	135	159	-	-	-	135	159
Germany - Residence Permit - for Studying	170	200	-	-	-	170	200
India - Intern Visa	608	800	-	-	-	608	800
India - Student Visa	228	300	-	-	-	228	300
Italy - Student Residence Permit	207	244	-	-	-	207	244
Italy - Student Permit	109	128	-	-	-	109	128
Israel - A/2 Student Visa	40	175	-	-	-	40	175
Japan - Student Visa	28	4,000	-	-	-	28	4,000
Netherlands - Student Permit	145	171	-	-	-	145	171
Singapore - Student Pass	17	30	-	-	-	17	30
S. Korea - D2 Student Visa	99	130	-	-	-	99	130
Spain - Residence Authorisation for Training and Study	27	32	-	-	-	27	32
Sweden - Student Residence Permit	160	2,000	-	-	-	160	2,000
Switzerland - Student Permit	114	150	-	608	800	722	950
US - F1 Student	258	340	-	-	-	258	340
UK - Tier 4 (Doctorate Extension)	475	475	300	-	-	775	775
UK - Tier 4 (General)	475	475	900	-	-	1,375	1,375

Supplementary Table 9 – Student visa costs 2021

Visa category	Applicant cost (£)	Applicant cost (local)	UK IHS (£)	Employer cost (£)	Employer cost (local)	Total cost (£)	Total cost (local)
Australia - Student	334	630	-	-	-	334	630
Canada - Student Study	90	155	-	-	-	90	155
China - X Type Student Visa	176	1,600	-	-	-	176	1,600
France - Short Stay Visa	52	60	-	-	-	52	60
France - Temp Long Stay Visa	85	99	-	-	-	85	99
France - Long Stay Visa	137	159	-	-	-	137	159
Germany - Residence Permit - for Studying	86	100	-	-	-	86	100
India - Intern Visa	584	800	-	-	-	584	800
India - Student Visa	219	300	-	-	-	219	300
Italy - Student Residence Permit	210	244	-	-	-	210	244
Italy - Student Permit	110	128	-	-	-	110	128
Israel - A/2 Student Visa	40	175	-	-	-	40	175
Japan - Student Visa	27	4,000	-	-	-	27	4,000
Netherlands - Student Permit	165	192	-	-	-	165	192
Singapore - Student Pass	16	30	-	-	-	16	30
S. Korea - D2 Student Visa	95	130	-	-	-	95	130
Spain - Residence Authorisation for Training and Study	14	16	-	15	17	28	33
Sweden - Student Residence Permit	126	1,500	-	-	-	126	1,500
Switzerland - Student Permit	200	250	-	800	1,000	1,000	1,250
US - F1 Student	248	340	-	-	-	248	340
UK - Doctorate Extension	475	475	470	-	-	945	945
UK - Student visa (outside UK)	348	348	1,410	-	-	1,758	1,758

Supplementary Table 10 – Costs of settlement 2019 and 2021

Visa category	2019		2021	
	Applicant cost (£)	Applicant cost (local)	Applicant cost (£)	Applicant cost (local)
France - Settlement for dedicated researchers	3,825	4,500	3,870	4,500
Germany - Settlement for dedicated researchers	96	113	172	200
Italy - EU Blue Card	151	178	153	178
Netherlands - Settlement for dedicated researchers	145	171	165	192
Spain - Settlement for dedicated researchers	36	43	37	43
Sweden - Settlement for dedicated researchers	80	1,000	126	1,500
Switzerland - Settlement for skilled workers	3,230	4,250	3,400	4,250
UK - Global Talent Visa Settlement	2,389	2,389	2,389	2,389