

Summary of visa costs analysis 2024

Fragomen LLP was commissioned by the Royal Society to conduct a 2024 update to its 2021 and 2019 analysis of upfront immigration costs in the UK and 17 other leading science nations. The Society requested information on the main visa categories for researchers coming to the UK for an extended period of work or study, namely the UK Skilled Worker, Global Talent, Student, Graduate visas and their equivalents in other countries. This document summarises the findings.

Key findings

- From 2021 to 2024, total upfront immigration costs in the UK increased by up to 58% depending on visa type. Since 2019, they have increased by up to 126%.
- Total upfront costs are higher in the UK than all other countries in the analysis. When including the UK in the calculation of average upfront visa costs across the study group, costs are approximately six to eight times higher than the average. When excluding the UK from the international average, UK costs are up to 17 times higher.
- When it comes to employer visa costs in the skilled worker category, the UK has the second highest costs after the USA among the compared nations, followed by Australia and Israel in third and fourth places respectively.
- The biggest upfront cost component in the UK is the Immigration Health Surcharge (IHS) which in February 2024 was increased by 66%, from £624 to £1,035 per year. This is payable in full before a visa will be issued, meaning a five-year stay costs applicants £5,175 (£1,035 x 5) in IHS costs, plus visa fees.
- Skilled Worker visa costs continue to be relatively high for sub-PhD level roles (eg technicians), which require employers to pay the UK Immigration Skills Charge of up to £5,239 depending on the size of the employing organisation.
- If applicants have dependants, total costs are multiplied. A family of four coming to the UK on a five-year Skilled Worker visa is liable to pay up to £24,129 for a PhD level role (£29,368 for a sub-PhD level).
- The Global Talent visa (GTV) is the UK's premier route for talented and promising researchers and innovators from other countries. However:
 - with the IHS, the GTV is the most expensive visa compared to other leading science nations—when comparing both upfront costs paid by the applicant as well as total upfront costs (those paid by both applicant and employer). In total, GTV costs are 1,583% higher than the average, or 719% when the UK is excluded from the average (1272% and 643% respectively when adjusting for purchasing power parity or PPP).
 - without the IHS, the GTV applicant cost is still significantly higher than the average upfront costs paid by the applicant among other leading science nations in 2024 (£716 vs £270) and the average total upfront costs (£716 vs £350) in other leading science nations in 2024.
 - A family of four coming to the UK on a five-year Global Talent visa for the main visa holder and three dependants' visas will be liable to pay £20,974 upfront – which is up 57% from £13,372 between 2021 and 2024.
- The UK has the second highest costs for settlement for visa holders compared to dedicated research visa categories in other European nations, which increased by 21% between 2021 and 2024 to £2,885 (7% when adjusting for inflation). France, which had the highest settlement costs in 2021 (£4,500) has since decreased them by 95% to £194. At present, only Switzerland has higher costs than the UK at £3,711.

Contents

Note on methodology	3
Skilled Worker visa costs	4
Cost of extending visas – Skilled worker	6
Dedicated researcher visa costs	7
Cost of extending visas – Dedicated researcher	8
Student visa costs	9
What does it cost to bring a family to the UK?	10
Settlement costs	11
Annex	15

Note on methodology

Information on visa costs was collected by Fragomen LLP in 2019 and 2021 for the initial reports¹, which have been updated again here in 2024. Costs are categorised as those payable by 1) the individual, 2) the employer, 3) by either and 4) as the UK IHS.

The countries in the study group were selected according to their Nature Index (NI) ranking, which “tracks contributions to research articles published in high-quality natural-science and health-science journals,” and is taken as a proxy for research excellence. The Royal Society selected the top NI 16 countries. While Denmark was not included in the 2021 analysis, it has been included in the 2024 analysis having moved up the ranking.

Where Fragomen gave a range of fees, the maximum value has been taken. This includes the costs for the 2024 UK Graduate visa which can either be offered for two years (to undergraduate or postgraduate taught degree graduates) or three years (for postgraduate research graduates). Here the costs are shown for a three-year extension.

The analysis highlights changes in costs of UK visas from 2021 to 2024, comparing visa types from 2024 which have replaced equivalent or highly similar schemes from 2021. For a comparison with other leading science nations, UK costs are shown against both the average total costs across all other countries (excluding the UK in the calculation) and against the average across all countries in the analysis (including the UK). This method was chosen because the significantly higher visa costs in the UK biases the mean across all nations.

Nominal exchange rates have been used to compare visa costs in line with previous iterations. Furthermore, to ensure costs are comparable across time and countries, the analysis includes figures that account for both inflation (using 2010 as the reference year) and purchasing power parity (PPP) to better reflect visa cost trends despite price changes over time and differences among countries². Nominal exchange rates are used unless stated otherwise.

The analysis is not a strict like-for-like comparison in that no two visa systems are directly comparable. UK visas, for instance, tend to be valid for a longer period than similar visas offered overseas. Furthermore, the analysis is concerned with upfront costs only, not ongoing costs such as mandatory healthcare premiums that are payable in some countries in the study group. The reason for focusing on upfront costs alone is that this was judged to be a more significant factor in an individual’s motivation or ability to migrate to the UK, requiring access to thousands of pounds in income or savings unless the applicant’s employer or funding organisation covers the costs on their behalf. Additionally, the analysis does not consider processing times and expedited fees, associated costs like medical exams and language tests, or the long-term benefits such as pathways to permanent residency or citizenship, which could justify higher initial costs.

-
1. The Royal Society (2019). UK science and immigration: why the UK needs an internationally competitive visa offer, Available at: <https://royalsociety.org/-/media/policy/Publications/2019/international-visa-systems-explainer-july-2019.pdf>; The Royal Society (2021). Summary of visa costs analysis (2021), Available at: <https://royalsociety.org/-/media/policy/publications/2022/visa-costs-comparison-update.pdf>. Accessed April 2024.
 2. Both inflation and PPP data employed in this analysis have been extracted from the International Monetary Fund’s International Financial Statistics and Implied PPP conversion rates, Available at: <https://data.imf.org/regular.aspx?key=63122827> and <https://www.imf.org/external/datamapper/PPPEX@WEO/UKR/EST>, respectively.

Skilled Worker visa costs

The UK has three main visa categories for skilled work: Skilled Worker, Global Business Mobility (GBM) Route Subcategory 1 – formerly Intra Company Transfer – and Graduate. Between 2021 and 2024, visa costs for skilled workers in the UK increased by:

- 22% (9% after adjusting for inflation) from £9,746 in 2021 to £11,933 in 2024 for the Skilled Worker visa.
- 22% (9% after adjusting for inflation) from £9,727 in 2021 to £11,914 in 2024 for the GBM visa³.

As of 2024, fees for the general UK Skilled Worker and GBM visa are:

- 970% and 968% higher (1,138% and 1,136% when adjusting for PPP), respectively, than the mean total upfront visa costs for skilled workers across all other leading science nations when excluding the UK from the international average.
- 506% and 505% higher (525% and 524% when adjusting for PPP), respectively, than the mean total upfront visa costs for skilled workers across all other leading science nations when including the UK in the international average.

For the Graduate visa, costs in the UK are 438% (472% when adjusting for PPP) higher than the international average when the UK is discounted. When including the UK, UK Graduate visa costs are 204% (214% when adjusting for PPP) higher compared to the international average. Even without the IHS, total upfront visa costs payable by the applicant in the UK (£822) would remain higher than for most other nations, except for the USA⁴ (£8,219), Israel (£2,660), Australia (£989) and Switzerland (£917).

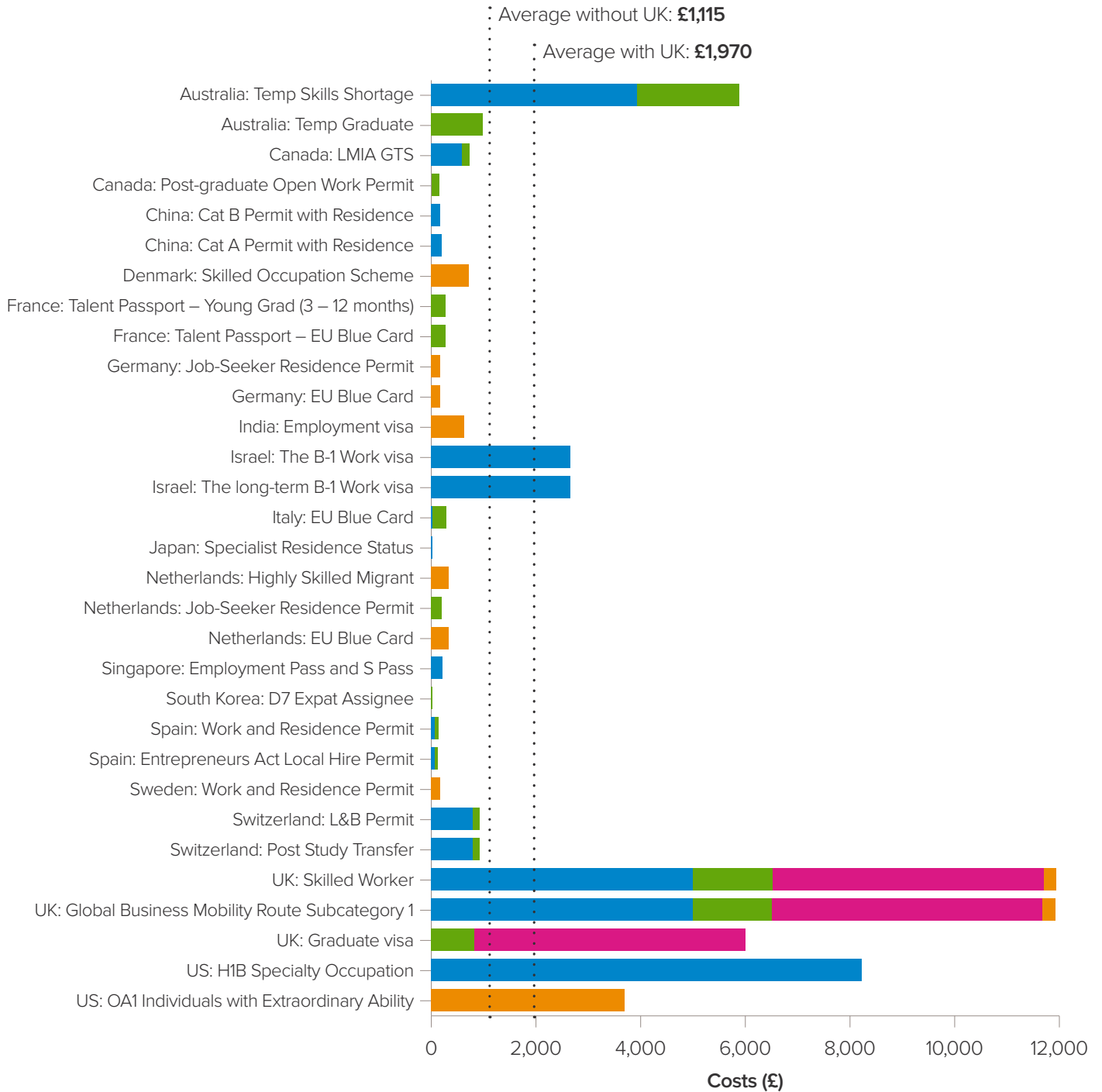
3. The difference in costs between Skilled Worker and GBM visa are due to the inclusion of the compulsory costs for the submission of biometrics as part of the Skilled Worker visa (£19.20).

4. The USA's H1B Specialty Occupation visa has costs that are solely the responsibility of the employer (£8,219), though the individual may sometimes be allowed to pay the premium processing fee. Conversely, the costs for the O-1A Individuals with Extraordinary Ability visa (£3,687) can be paid by either the employer or the individual.

FIGURE 1

Costs for UK Skilled Worker visa compared to those of other leading science nations, 2024.

KEY
■ Employer cost (£) ■ Applicant cost (£) ■ UK IHS (£) ■ Payable by either (£)



Cost of extending visas – Skilled Worker

The UK Skilled Worker visa can be extended indefinitely whereas the GBM can be extended for an additional period of four years, with a maximum of nine years in total. The Graduate visa cannot be extended. The upfront costs for a one-year visa extension of the UK Skilled Worker and GBM visas are:

- 970% (909% when adjusting for PPP) higher than the average total costs for extending a skilled worker visa for one year across the leading science nations when excluding the UK from the international average.
- 513% (494% when adjusting for PPP) higher than the average total costs for extending a skilled worker visa for one year across the leading science nations when including the UK from the international average.

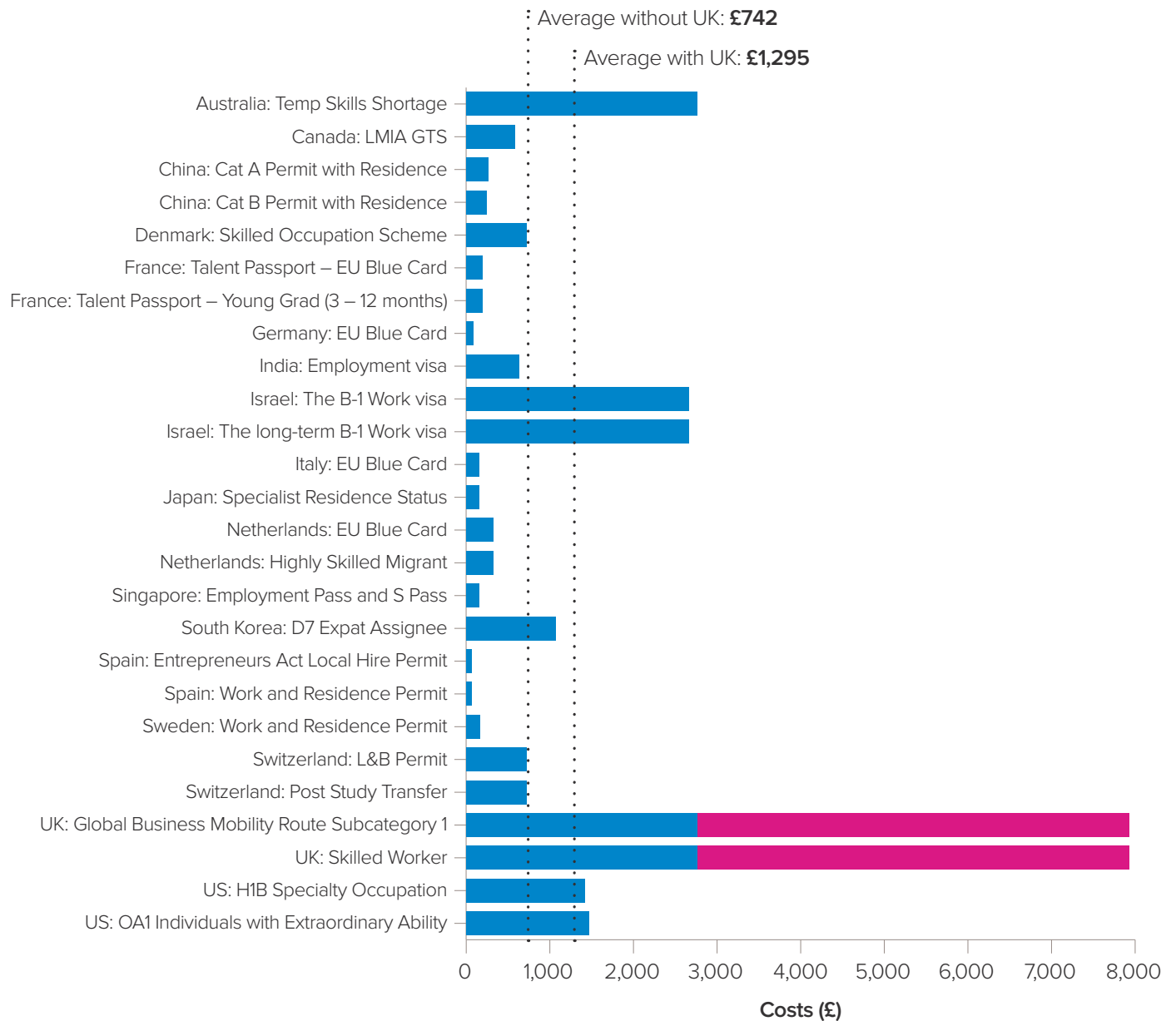
FIGURE 2

Costs for UK Skilled Worker visa extensions compared to those of other leading science nations, 2024.

KEY

■ Cost of extension (£)

■ UK IHS (£)



Dedicated researcher visa costs

The UK Global Talent visa is aimed at talented and promising individuals in specific sectors including research and innovation. It replaced the Tier 1 Exceptional Talent visa in 2020.

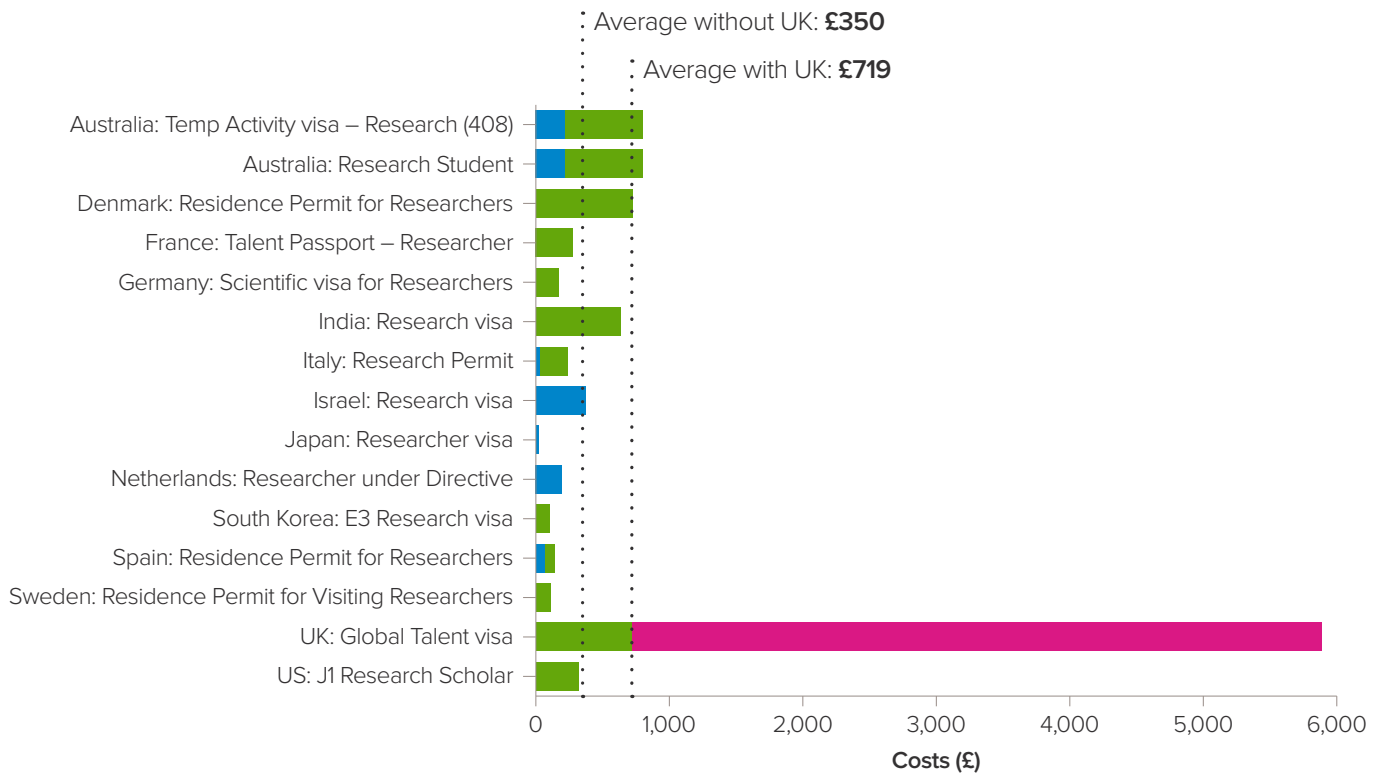
From 2021 to 2024, research visa costs in the UK increased by 58% (40% when adjusting for inflation) from £3,728 to £5,891. Researchers entering the UK via the Global Talent visa incur 1,583% (1272% when adjusting for PPP) higher costs compared to the average upfront fees for similar visa schemes across all other leading science nations. When UK costs are included in the calculation for the international average, Global Talent visa's costs are 719% higher (643% when adjusting for PPP).

FIGURE 3

Costs for UK Global Talent visa compared to visa routes for researchers in other leading science nations, 2024.

KEY

- Employer cost (£)
- Applicant cost (£)
- UK IHS (£)



Cost of extending visas – Dedicated researcher

The UK Global Talent visa can be extended indefinitely, for up to five years at a time. Researchers extending their UK Global Talent visa for one year incur 1,016% (803% after adjusting for PPP) higher costs than the average upfront fees for a one-year extension under similar visa

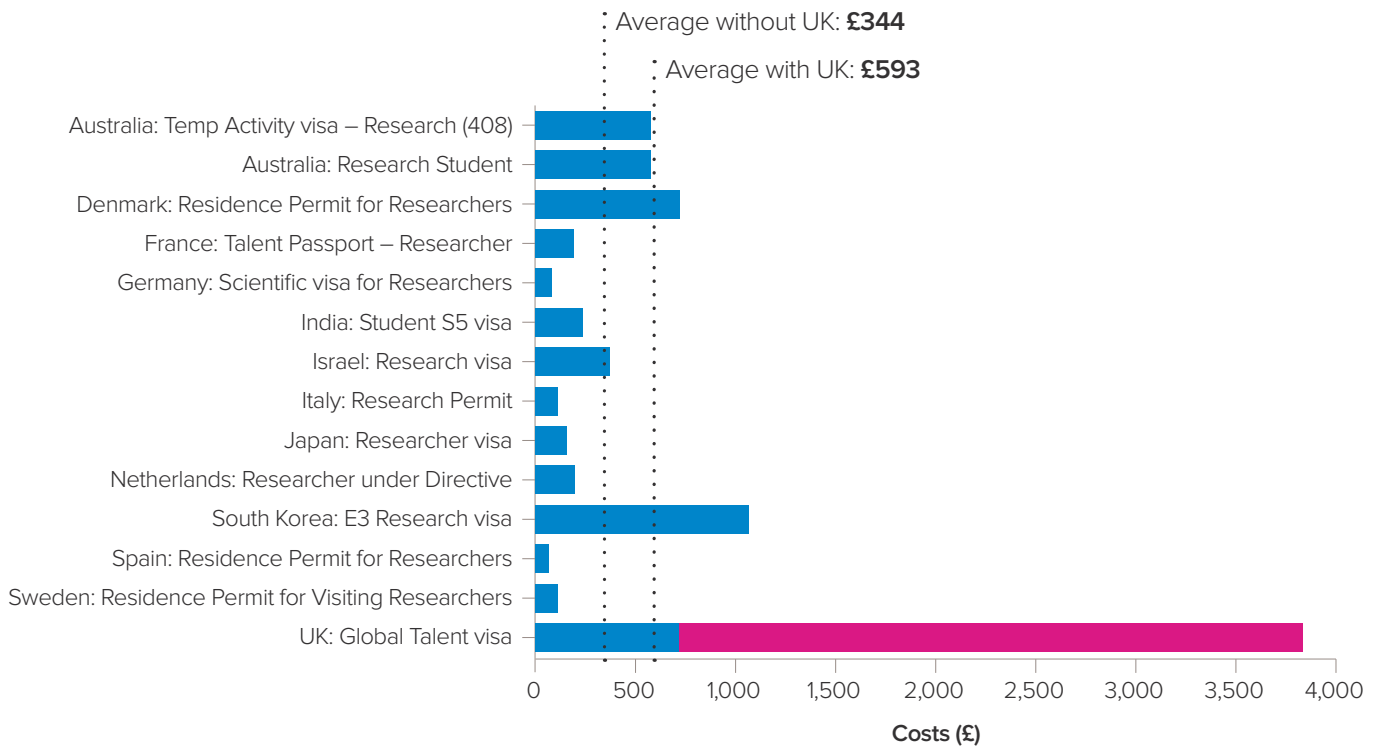
schemes across the leading science nations. If UK costs are included in the calculation for the international average, Global Talent visa costs are 547% higher (474% after PPP adjustment).

FIGURE 4

Costs for UK Global Talent visa extension compared to those of other leading science nations, 2024.

KEY

■ Cost of extension (£) ■ UK IHS (£)



Student visa costs

From 2021 to 2024, costs for students applying for a visa to study in the UK increased by 50% from £1,885 to £2,818 (33% after adjusting for inflation). As of 2024, visa fees for new UK student visa applicants were:

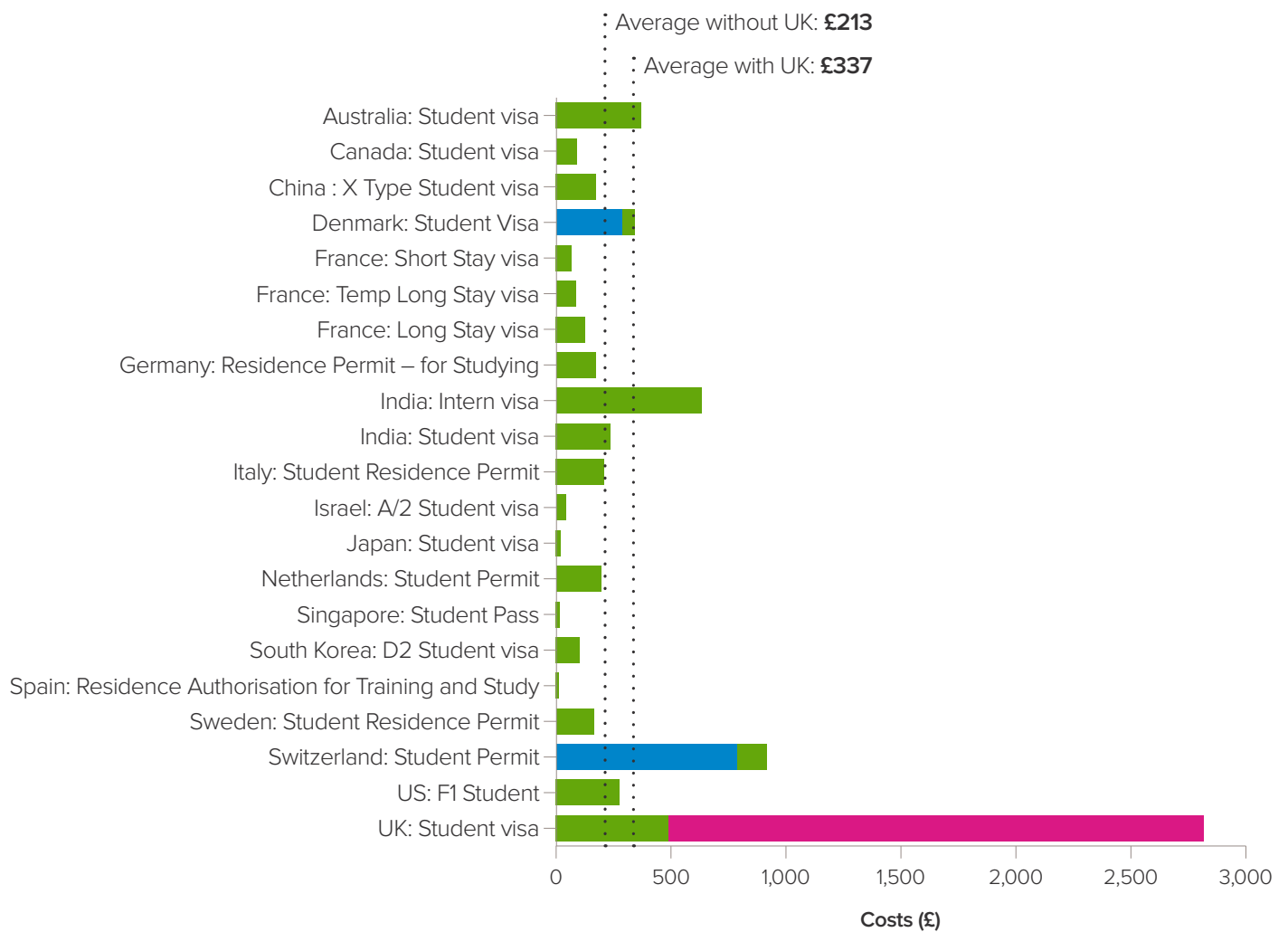
- 1,222% higher than the average visa costs across all other leading science nations when excluding the UK from the international average (815% when adjusting for PPP).
- 736% higher than the average visa costs across all other leading science nations when including the UK in the international average (559% when adjusting for PPP).

FIGURE 5

Costs for a UK Student visa compared to those in other leading science nations, 2024.

KEY

- Employer cost (£)
- Applicant cost (£)
- UK IHS (£)



What does it cost to bring a family to the UK?

An adult with three family members coming to the UK on a five-year Skilled Worker visa will pay a maximum of £24,129 in upfront costs, with the employer being charged up to £5,239. Those who come to the UK via the Global Talent visa incur costs of £20,974.

TABLE 1

Upfront costs for an adult with three family members coming to the UK on a five-year skilled worker visa, 2024.

	Main applicant	Dependant (partner)	Dependant (under 18)	Dependant (under 18)	Total cost for a family of four
Individual cost	£1,519*	£1,500	£1,500	£1,500	£29,368 (sub-PhD level role) /
Employer cost	£5,239**	N/A	N/A	N/A	
Immigration Health Surcharge	£5,175 (£1,035 x 5 years)	£5,175 (£1,035 x 5 years)	£3,880 (£776 x 5 years)	£3,880 (£776 x 5 years)	£24,129 (PhD level role)***

*Includes compulsory charge for biometrics. ** Employer cost includes £239 for certificate of sponsorship. *** Employer cost does not apply.

TABLE 2

Upfront costs for an adult with three family members coming to the UK on a five-year Global Talent visa, 2024.

	Main applicant	Dependant (partner)	Dependant (under 18)	Dependant (under 18)	Total cost for a family of four
Individual cost	£716	£716	£716	£716	£20,974
Immigration Health Surcharge	£5,175 (£1,035 x 5 years)	£5,175 (£1,035 x 5 years)	£3,880 (£776 x 5 years)	£3,880 (£776 x 5 years)	

Settlement costs

Settlement costs are independent of the current visa status of the applicant. Although fees payable by the applicant remained stable at £2,389 between 2019 and 2021, these have seen a 21% increase between 2021 and 2024 to £2,885 (7% after adjusting for inflation). Figure 6 shows a comparison of 2024 settlement costs between the UK and those for applicants holding dedicated researcher or skilled worker visas in other leading science nations.

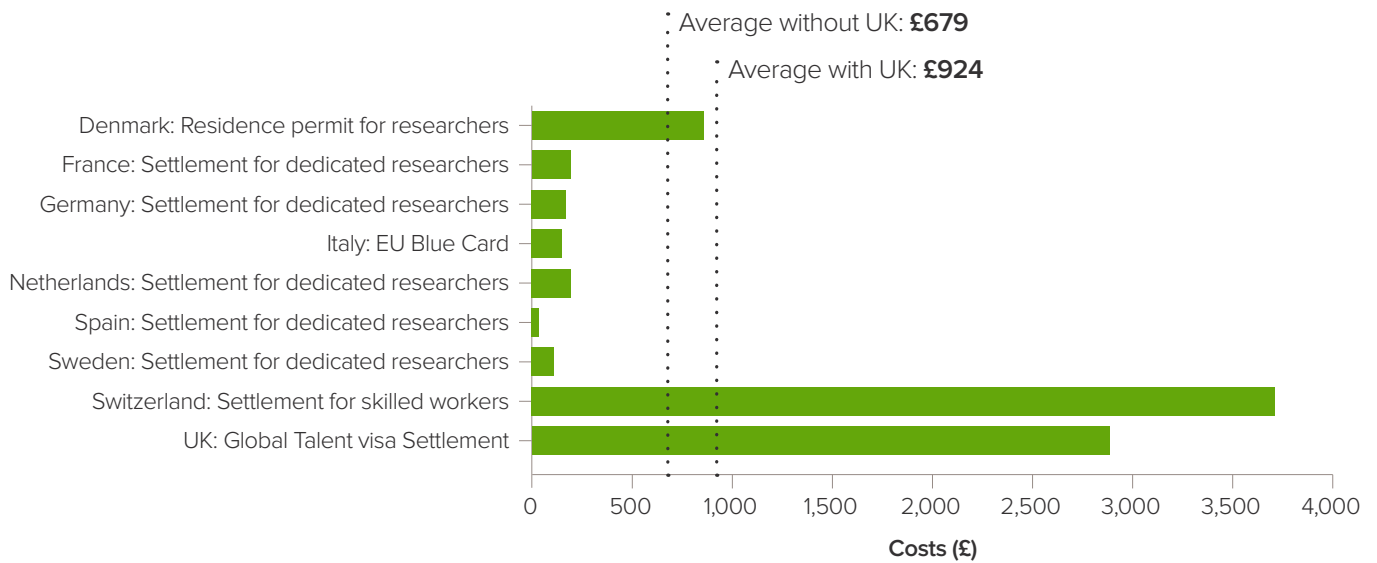
In 2024, visa holders incur 325% (395% when adjusting for PPP) higher costs to apply for settlement in the UK as compared to the average costs for permanent residence in other countries within the European Economic Area (EEA), and 212% (244% when adjusting for PPP) higher if the UK are included in the international average. Only Switzerland required higher settlement fees in 2024 – £3,711. The visa settlement cost for France, which used to be higher than the UK's in 2021, has dropped by 95% (both when/without adjusting inflation) to £194, following steps taken by the French Government to increase its attractiveness to talent and labour market competitiveness⁵. As a result, the UK's current visa settlement cost is 1,391% higher than France (1,269% when adjusting for PPP).

FIGURE 6

Costs of settlement in the UK compared to other leading European science nations, 2024.

KEY

■ Applicant cost (£)



5. Business France. (2023). Highly skilled employees: *Talent Passport – European Union Blue Card*, Accessed 10 June 2024.

International comparison of visa trends

While some countries have increased the cost of some of their visas since 2021, others have gone the other way, with France and Israel standing out the most. In January 2023, France reduced its skilled worker and dedicated researcher visa costs by 92% to £278 (93% when adjusting for inflation). Since 2021, Israel has decreased its research visa by 83% to £371 (84% when adjusting for inflation).

Over the same time period, the UK increased the costs of its Skilled Worker and Global Talent visas by 22% and 58% (9% and 40% when adjusting for inflation) to £11,933 and £5,891, respectively. This was driven by a significant uplift in IHS costs (up 66% to £1,035 a year from 2021). Similarly, the USA increased the costs of its OAI Individuals with Extraordinary Ability visa by 60% to £3,687 and 'H1B Specialty Occupation' by 23% to £10,400 (45% and 11% after adjusting for inflation). Australia also raised the cost of its skilled worker visa by 9% (although after adjusting for inflation there was a 3% decrease) and dedicated researcher visa by 104% (82% when accounting for inflation) to £5,879 and £796, respectively.

The UK stood out as the country with the highest increase in student visa costs, which went up by 50% (33% after adjusting for inflation) to £2,818 from 2021; followed by Germany – up 100% (78% after adjusting for inflation) to £172. Minor reductions in student visa costs were made by Switzerland, Spain and France.

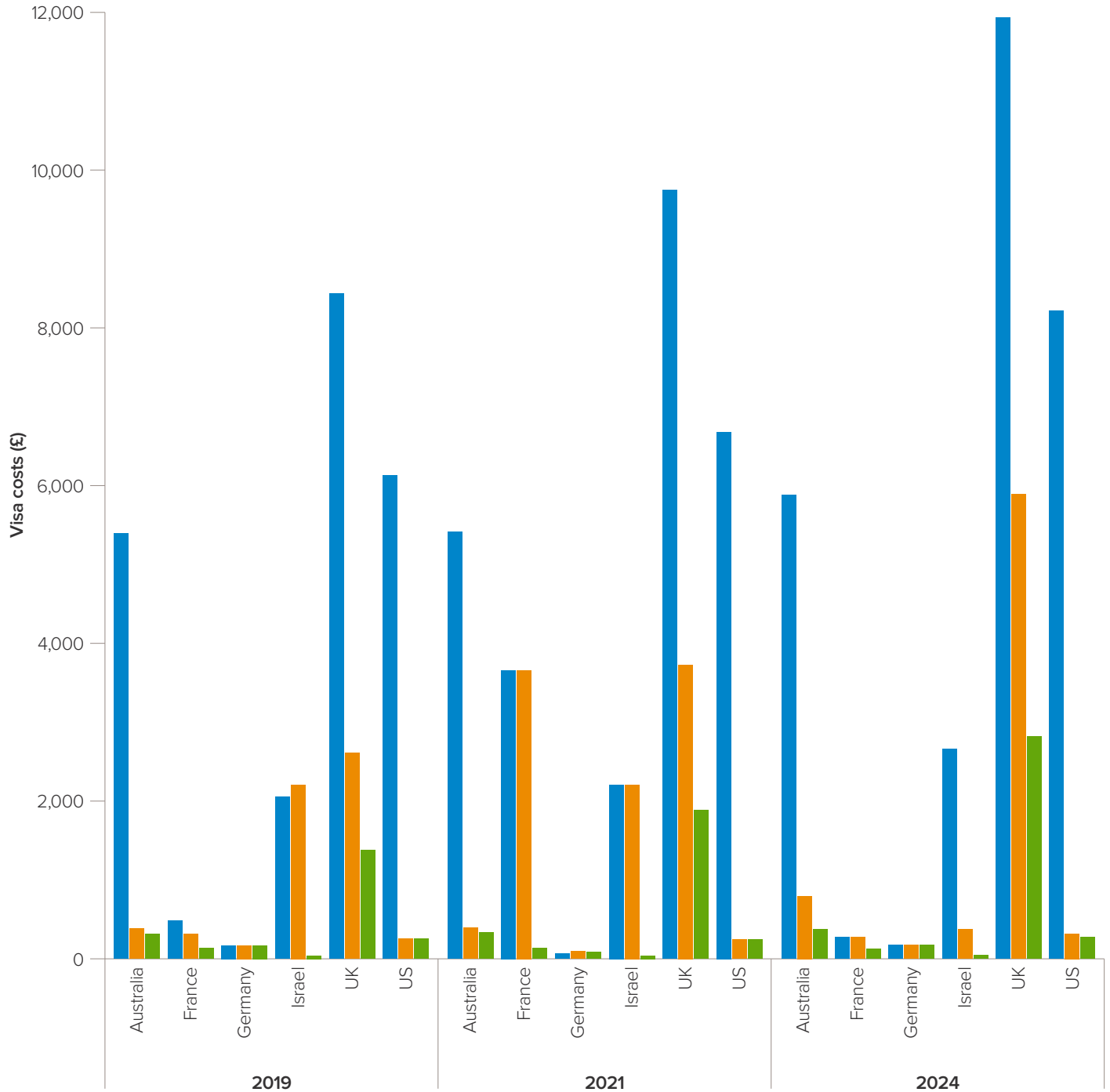
Figure 7 illustrates visa costs trends across 2019, 2021 and 2024 in the five countries that had the most dramatic changes between 2021 and 2024. Although there are certain constant trends, some 2021-2024 changes – such as French skilled worker and dedicated researcher visa costs – are reversals to 2019 levels. In contrast, skilled worker visa costs in the USA (up 34% to £8,219) and UK (up 41% to £11,933) have increased significantly since 2019. When adjusted for inflation, these increases amount to 20% and 14%, respectively.

FIGURE 7

Visa costs trends in the countries that saw the biggest changes in 2024, 2019 – 2024.

KEY

Skilled Worker Researcher Student



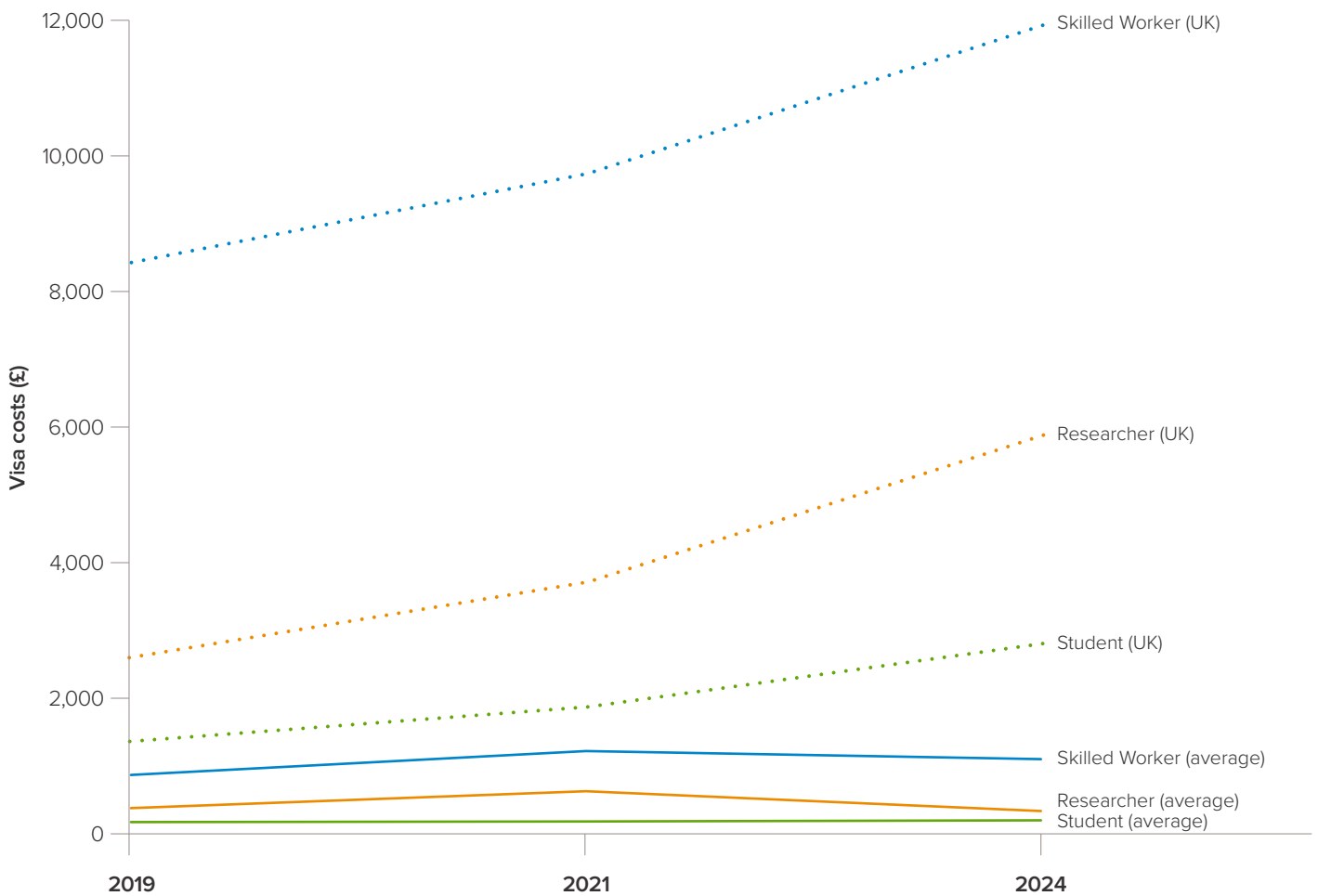
Data in Figure 7 refer to the following visas: Australia's Temp Skills Shortage, Temp Activity – Research (408), and Student visas; France's Young Grad, Researcher, and Long Stay visas (Talent Passport); Germany's Job-Seeker Residence Permit, Scientific Visa for Researchers and Residence Permit for Studying; Israel's B-1 Work visa, Research visa, and A/2 Student visa; UK's Skilled Worker, Global Talent and Student visas; US' H1B Specialty Occupation, J1 Research Scholar and Student visas.

Figure 8 illustrates the trajectory of UK's visa costs and the average (excluding the UK) of the visa costs of all countries included in the analysis. While the average researcher visa costs peaked in 2021, they were brought back down to 2019 levels by 2024. Although average skilled worker visa costs also saw a peak in 2021 and a drop in 2024, they currently are 21% higher than 2019 levels at £1,115 (after adjusting for inflation, it is 8% down).

Average student visa costs, saw two, albeit minor, consecutive increases between 2019 and 2024 – up 14% from 2019 and 9% from 2021 (3% and 6% after adjusting for inflation), which stand at £213 in 2024. With respect to the UK, costs for the three types of visas have continued to increase between 2019 and 2024, setting the country on a different path compared to other leading science nations.

FIGURE 8

Trajectory of visa costs in the UK and the rest of countries included in the analysis (average excluding the UK), 2021 – 2024.



Annex

Table 1

Currency conversion rates⁶.

Country	2021	2024
Australia	0.53	0.52
Canada	0.58	0.58
China	0.11	0.11
Denmark	N/A	0.11
France	0.86	0.86
Germany	0.86	0.86
India*	0.73	0.79
Israel	0.23	0.21
Italy	0.86	0.86
Japan	0.01	0.01
Netherlands	0.86	0.86
Singapore	0.54	0.59
Spain	0.86	0.86
South Korea*	0.73	0.79
Sweden	0.08	0.07
Switzerland	0.80	0.87
US	0.73	0.79

*Local costs for India and South Korea are given in USD.

6. Source: XE currency conversion. The FX rates for 2021 and 2024 were applied in August 2021 and April 2024 respectively.

Table 2

Skilled visa costs, 2021.

Country – Skilled visa category	Applicant cost (£)	Applicant cost (local)	UK IHS £	Employer cost (£)	Employer cost (local)	Payable by either (£)	Payable by either (local)	Total cost (£)	Total cost local
Australia – Temporary Skills Shortage	1,426	2,690	–	3,991	7,530	–	–	5,417	10,220
Australia – Temporary Graduate	890	1,680	–	–	–	–	–	890	1,680
Canada – LMIA GTS	139	240	–	580	1,000	–	–	719	1,240
Canada – Post-Grad Open Work Permit	148	255	–	–	–	–	–	148	255
China – Cat B Permit with Residence	–	–	–	176	1,600	–	–	176	1,600
China – Cat A Permit with Residence	–	–	–	198	1,800	–	–	198	1,800
France – Talent Passport – Young Grad (3 – 12 months)	316	368	–	3,342	3,886	–	–	3,659	4,254
France – Talent Passport – EU Blue Card	316	368	–	3,342	3,886	–	–	3,659	4,254
Germany – Job-Seeker Residence Permit	–	–	–	–	–	65	75	65	75
Germany – EU Blue Card	–	–	–	–	–	126	147	126	147
India – Employment visa	–	–	–	–	–	584	800	584	800
Israel – The B-1 Work visa	–	–	–	2,208	9,600	–	–	2,208	9,600
Israel – The long-term B-1 Work visa	–	–	–	2,571	11,180	–	–	2,571	11,180
Italy – EU Blue Card	253	294	–	28	32	–	–	280	326
Japan – Specialist Residence Status	–	–	–	40	4,000	–	–	40	4,000
Netherlands – Highly Skilled Migrant	–	–	–	–	–	275	320	275	320
Netherlands – Job-Seeker Residence Permit	–	–	–	–	–	165	192	165	192
Netherlands – EU Blue Card	–	–	–	–	–	275	320	275	320
Singapore – Employment Pass and S Pass	–	–	–	194	360	–	–	194	360

Table 2 (continued)

Skilled visa costs, 2021.

Country – Skilled visa category	Applicant cost (£)	Applicant cost (local)	UK IHS £	Employer cost (£)	Employer cost (local)	Payable by either (£)	Payable by either (local)	Total cost (£)	Total cost local
South Korea – D7 Expat Assignee	22	30	–	–	–	–	–	22	30
Spain – Work and Residence Permit	23	27	–	347	404	–	–	370	430
Spain – Entrepreneurs Act Local Hire Permit	65	76	–	62	73	–	–	128	149
Sweden – Work and Residence Permit	–	–	–	–	–	160	2,000	160	2,000
Switzerland – L&B Permit	200	250	–	800	1,000	–	–	1,000	1,250
Switzerland – Post Study Transfer	200	250	–	800	1,000	–	–	1,000	1,250
UK – Skilled Worker	1,427	1,427	3,120	5,199	5,199	–	–	9,746	9,746
UK – Global Business Mobility Route Subcategory 1	1,408	1,408	3,120	5,199	5,199	–	–	9,727	9,727
UK – Graduate visa	700	700	3,120	–	–	–	–	3,820	3,820
US – H1B Specialty Occupation	–	–	–	6,680	9,150	–	–	6,680	9,150
US – OA1 Individuals with Extraordinary Ability	–	–	–	–	–	2,300	3,150	2,300	3,150

Table 3

Skilled visa Costs, 2024.

Country – Skilled visa category	Applicant cost (£)	Applicant cost (local)	UK IHS (£)	Employer cost (£)	Employer cost (local)	Payable by either (£)	Payable by either (local)	Total cost (£)	Total cost (local)
Australia – Temporary Skills Shortage	1,949	3,735	–	3,930	7,530	–	–	5,879	11,265
Australia – Temporary Graduate	989	1,895	–	–	–	–	–	989	1,895
Canada – LMIA GTS	140	240	–	582	1,000	–	–	722	1,240
Canada – Post-Grad Open Work Permit	148	255	–	–	–	–	–	148	255
China – Cat B Permit with Residence	–	–	–	175	1,600	–	–	175	1,600
China – Cat A Permit with Residence	–	–	–	197	1,800	–	–	197	1,800
Denmark – Skilled Occupation Scheme	–	–	–	–	–	722	6,290	722	6,290
France – Talent Passport – Young Grad (3 – 12 months)	278	324	–	–	–	–	–	278	324
France – Talent Passport – EU Blue Card	278	324	–	–	–	–	–	278	324
Germany – Job-Seeker Residence Permit	–	–	–	–	–	172	200	172	200
Germany – EU Blue Card	–	–	–	–	–	172	200	172	200
India – Employment visa	–	–	–	–	–	632	800	632	800
Israel – The B-1 Work visa	–	–	–	2,660	12,410	–	–	2,660	12,410
Israel – The long-term B-1 Work visa	–	–	–	2,660	12,410	–	–	2,660	12,410
Italy – EU Blue Card	253	294	–	27	32	–	–	280	326
Japan – Specialist Residence Status	–	–	–	21	4,000	–	–	21	4,000
Netherlands – Highly Skilled Migrant	–	–	–	–	–	326	380	326	380
Netherlands – Job-Seeker Residence Permit	196	228	–	–	–	–	–	196	228
Netherlands – EU Blue Card	–	–	–	–	–	326	380	326	380

Table 3 (continued)

Skilled visa Costs, 2024.

Country – Skilled visa category	Applicant cost (£)	Applicant cost (local)	UK IHS (£)	Employer cost (£)	Employer cost (local)	Payable by either (£)	Payable by either (local)	Total cost (£)	Total cost (local)
Singapore – Employment Pass and S Pass	–	–	–	211	360	–	–	211	360
South Korea – D7 Expat Assignee	24	30	–	–	–	–	–	24	30
Spain – Work and Residence Permit	69	80	–	63	73	–	–	131	153
Spain – Entrepreneurs Act Local Hire Permit	69	80	–	60	70	–	–	129	150
Sweden – Work and Residence Permit	–	–	–	–	–	165	2,200	165	2,200
Switzerland – L&B Permit	131	150	–	786	900	–	–	917	1,050
Switzerland – Post Study Transfer	131	150	–	786	900	–	–	917	1,050
UK – Skilled Worker	1,519	1,519	5,175	5,000	5,000	239	239	11,933	11,933
UK – Global Business Mobility Route Subcategory 1	1,500	1,500	5,175	5,000	5,000	239	239	11,914	11,914
UK – Graduate visa	822	822	5,175	–	–	–	–	5,997	5,997
US – H1B Specialty Occupation	–	–	–	8,219	10,400	–	–	8,219	10,400
US – OA1 Individuals with Extraordinary Ability	–	–	–	–	–	3,687	4,665	3,687	4,665

Table 4

Skilled visa cost extensions, 2024.

Country – Skilled visa category	Cost of extension (£)	Cost of extension (local)	UK IHS (£)	Total cost of extension including IHS (£)
Australia – Temporary Skills Shortage	2,758	5,285	–	2,758
Canada – LMIA GTS	582	1,000	–	582
China – Category A Permit with Residence	262	2,400	–	262
China – Category B Permit with Residence	240	2,200	–	240
Denmark – Skilled Occupation Scheme	722	6,290	–	722
France – Talent Passport – EU Blue Card	193	225	–	193
France – Talent Passport – Young Graduate (3 – 12 months)	193	225	–	193
Germany – EU Blue Card	82	96	–	82
India – Employment visa	632	800	–	632
Israel – The B-1 Work visa	2,660	12,410	–	2,660
Israel – The long-term B-1 Work visa	2,660	12,410	–	2,660
Italy – EU Blue Card	153	178	–	153
Japan – Specialist Residence Status	158	30,384	–	158
Netherlands – EU Blue Card	326	380	–	326
Netherlands – Highly Skilled Migrant	326	380	–	326
Singapore – Employment Pass and S Pass	150	255	–	150
South Korea – D7 Expat Assignee	1,067	1,350	–	1,067
Spain – Entrepreneurs Act Local Hire Permit	67	79	–	67
Spain – Work and Residence Permit	67	79	–	67
Sweden – Work and Residence Permit	165	2,200	–	165
Switzerland – L&B Permit	720	825	–	720
Switzerland – Post Study Transfer	720	825	–	720
UK – Global Business Mobility Route Subcategory 1	2,758	2,758	5,175	7,933
UK – Skilled Worker	2,758	2,758	5,175	7,933
US – H1B Specialty Occupation	1,422	1,800	–	1,422
US – OA1 Individuals with Extraordinary Ability	1,470	1,860	–	1,470

Table 5

Research visa costs, 2021.

Country – Research visa category	Applicant cost (£)	Applicant cost (local)	UK IHS (£)	Employer cost (£)	Employer cost (local)	Total cost (£)	Total cost (local)
Australia – Temporary Activity visa – Research (408)	167	315	–	223	420	390	735
Australia – Research Student	167	315	–	223	420	390	735
France – Talent Passport – Researcher	316	368	–	3,342	3,886	3,658	4,254
Germany – Scientific visa for Researchers	97	113	–	–	–	97	113
India – Student S5 visa	584	800	–	–	–	584	800
Italy – Research Permit	210	244	–	28	32	237	276
Israel – Research visa	–	–	–	2,208	9,600	2,208	9,600
Japan – Researcher visa	–	–	–	26	4,000	26	4,000
Netherlands – Researcher under Directive	165	192	–	–	–	165	192
South Korea – E3 Research visa	95	130	–	–	–	95	130
Spain – Residence Permit for Researchers	65	76	–	62	73	128	148
Sweden – Residence Permit for Visiting Researchers	126	1,500	–	–	–	126	1,500
UK – Global Talent visa	608	608	3,120	–	–	3,728	3,728
US – J1 Research Scholar	248	340	–	–	–	248	340

Table 6

Research visa costs, 2024.

Country – Research visa category	Applicant cost (£)	Applicant cost (local)	UK IHS (£)	Employer cost (£)	Employer cost (local)	Total cost (£)	Total cost (local)
Australia – Temporary Activity visa – Research (408)	577	1,105	–	219	420	796	1,525
Australia – Research Student	577	1,105	–	219	420	796	1,525
Denmark – Residence permit for researchers	722	6,290	–	–	–	722	6,290
France – Talent Passport – Researcher	278	324	–	–	–	278	324
Germany – Scientific visa for Researchers	172	200	–	–	–	172	200
India – Research visa for all levels	632	800	–	–	–	632	800
Italy – Research Permit	210	244	–	27	32	237	276
Israel – Research visa	–	–	–	371	1,730	371	1,730
Japan – Researcher visa	–	–	–	21	4,000	21	4,000
Netherlands – Researcher	–	–	–	196	228	196	228
South Korea – E3 Research visa	103	130	–	–	–	103	130
Spain – Residence Permit for Researchers	82	96	–	62	72	144	168
Sweden – Residence Permit for Visiting Researchers	112	1,500	–	–	–	112	1,500
UK – Global Talent visa	716	716	5,175	–	–	5,891	5,891
US – J1 Research Scholar	320	405	–	–	–	320	405

Table 7

Research visa extension costs, 2024.

Country – Research visa category	Cost of extension (£)	Cost of extension (local)	UK HIS (£)	Total cost of extension (£)
Australia – Temporary Activity visa – Research (408)	577	1,105	–	577
Australia – Research Student	577	1,105	–	577
Denmark – Residence permit for researchers	722	6,290	–	722
France – Talent Passport – Researcher	193	225	–	193
Germany – Scientific visa for Researchers	82	96	–	82
India – Student S5 visa	237	300	–	237
Israel – Research visa	371	1,730	–	371
Italy – Research Permit	110	128	–	110
Japan – Researcher visa	158	30,384	–	158
Netherlands – Researcher under Directive	196	228	–	196
South Korea – E3 Research visa	1,067	1,350	–	1,067
Spain – Residence Permit for Researchers	67	79	–	67
Sweden – Residence Permit for Visiting Researchers	112	1,500	–	112
UK – Global Talent visa	716	716	3,120	3,836
US – J1 Research Scholar*				

*Not included as programme fees vary from sponsor to sponsor.

Table 8

Student visa costs, 2021.

Country – Student visa category	Applicant cost (£)	Applicant cost (local)	UK IHS (£)	Employer cost (£)	Employer cost (local)	Total cost (£)	Total cost (local)
Australia – Student	334	630	–	–	–	334	630
Canada – Student Study	90	155	–	–	–	90	155
China – X Type Student visa	–	–	–	176	1,600	176	1,600
France – Short Stay visa	52	60	–	–	–	52	60
France – Temporary Long Stay visa	85	99	–	–	–	85	99
France – Long Stay visa	137	159	–	–	–	137	159
Germany – Residence Permit – for Studying	86	100	–	–	–	86	100
India – Intern visa	584	800	–	–	–	584	800
India – Student visa	219	300	–	–	–	219	300
Italy – Student Residence Permit	210	244	–	–	–	210	244
Israel – A/2 Student visa	40	175	–	–	–	40	175
Japan – Student visa	27	4,000	–	–	–	27	4,000
Netherlands – Student Permit	165	192	–	–	–	165	192
Singapore – Student Pass	16	30	–	–	–	16	30
South Korea – D2 Student visa	95	130	–	–	–	95	130
Spain – Residence Authorisation for Training and Study	14	16	–	15	17	28	33
Sweden – Student Residence Permit	126	1,500	–	–	–	126	1,500
Switzerland – Student Permit	200	250	–	800	1,000	1,000	1,250
US – F1 Student	248	340	–	–	–	248	340
UK – Student visa	475	475	1,410	–	–	1,885	1,885

Table 9

Student visa costs, 2024.

Country – Student visa category	Applicant cost (£)	Applicant cost (local)	UK IHS (£)	Employer cost £	Employer cost (local)	Total cost £	Total cost (local)
Australia – Student	371	710	–	–	–	371	710
Canada – Student Study	90	155	–	–	–	90	155
China – X Type Student visa	175	1,600	–	–	–	175	1,600
Denmark – Student visa	56	490	–	286	2,490	342	2,980
France – Short Stay visa	69	80	–	–	–	69	80
France – Temporary Long Stay visa	85	99	–	–	–	85	99
France – Long Stay visa	128	149	–	–	–	128	149
Germany – Residence Permit – for Studying	172	200	–	–	–	172	200
India – Intern visa	632	800	–	–	–	632	800
India – Student visa	237	300	–	–	–	237	300
Italy – Student Residence Permit	210	244	–	–	–	210	244
Israel – A/2 Student visa	42	195	–	–	–	42	195
Japan – Student visa	21	4,000	–	–	–	21	4,000
Netherlands – Student Permit	196	228	–	–	–	196	228
Singapore – Student Pass	18	30	–	–	–	18	30
South Korea – D2 Student visa	103	130	–	–	–	103	130
Spain – Residence Authorisation for Training and Study	14	16	–	–	–	14	16
Sweden – Student Residence Permit	165	2,200	–	–	–	165	2,200
Switzerland – Student Permit	131	150	–	786	900	917	1,050
US – F1 Student	277	350	–	–	–	277	350
UK – Student visa	490	490	2,328	–	–	2,818	2,818

Table 10

Costs of settlement, 2021 and 2024.

Visa category	2021		2024	
	Applicant cost (£)	Applicant cost (local)	Applicant cost (£)	Applicant cost (local)
Denmark – Residence permit for researchers	N/A	N/A	858	7,475
France – Settlement for dedicated researchers	3,870	4,500	194	225
Germany – Settlement for dedicated researchers	97	113	172	200
Italy – EU Blue Card	153	178	153	178
Netherlands – Settlement for dedicated researchers	165	192	196	228
Spain – Settlement for dedicated researchers	37	43	38	44
Sweden – Settlement for dedicated researchers	126	1,500	112	1,500
Switzerland – Settlement for skilled workers	3,400	4,250	3,711	4,250
UK – Global Talent visa Settlement	2,389	2,389	2,885	2,885

*Denmark was not included in the 2021 analysis.

© The Royal Society. Issued: June 2024 DES8986

The text of this work is licensed under the terms of the Creative Commons Attribution License which permits unrestricted use, provided the original author and source are credited. The license is available at: creativecommons.org/licenses/by/4.0

For more information email science.policy@royalsociety.org or visit royalsociety.org/summary-visa-costs-analysis-2024