

Diversity data report 2015

Diversity data report 2015

Issued: December 2016 DES4716

The text of this work is licensed under the terms of the Creative Commons Attribution License which permits unrestricted use, provided the original author and source are credited.

The license is available at:

creativecommons.org/licenses/by/4.0

Images are not covered by this license.

This report can be viewed online at

royalsociety.org/diversity

Contents

Introduction	4
Data collection	4
Disclosure	4
The Fellowship	5
Committees	8
Research Fellowship Grants	10
Public engagement	14
Education	16
Partnership Grants (PG) and Associate Schools and Colleges (ASC)	16

Introduction

This report covers a wide range of Royal Society activities including election to the Fellowship, grant offers and a breakdown of attendees to the Society's meetings and events for the year 2015 unless otherwise specified.

Data collection

Data are currently collected via a variety of methods including printed surveys at events, online surveys and as part of registration or application to a programme. These methods are being synchronised as we move forward. However in this report methods of describing categories can differ per section.

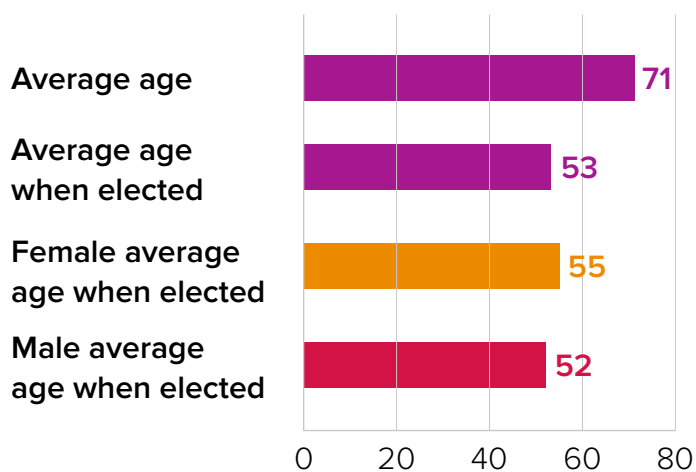
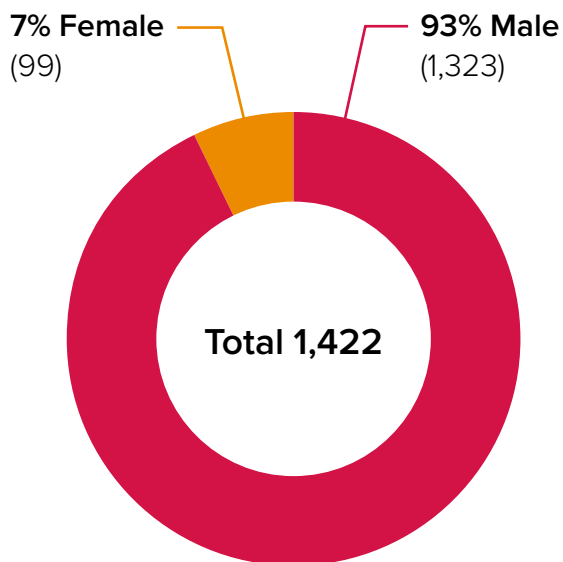
Disclosure

The contents of this report are based on data which are explicitly disclosed. Where possible, the number of those who have not completed a field is included in this report to provide a more accurate picture of the data. In some instances, particularly in relation to disability data, the data sets are too small and have been excluded from the report. New data collection methods for grants data will make completion of the diversity form mandatory with an option to 'prefer not to say' for all of the answers.

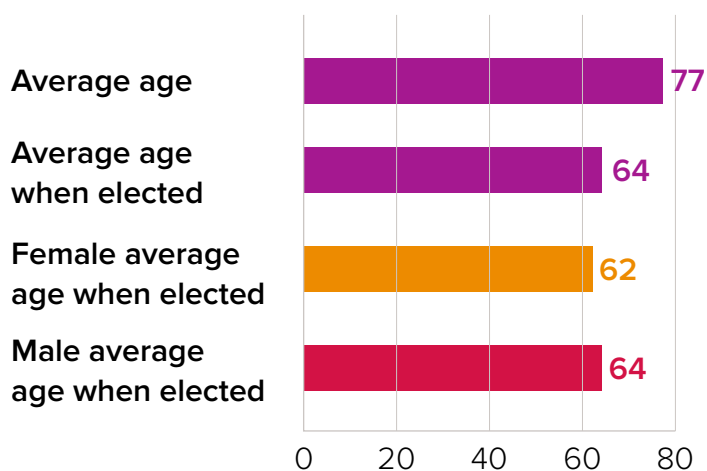
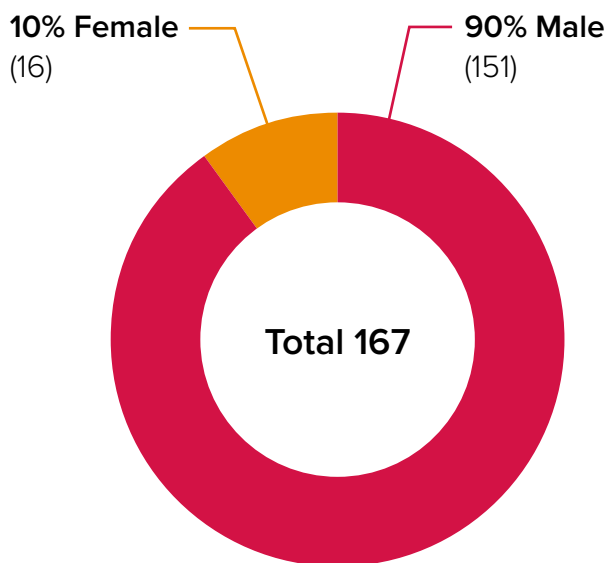
The Fellowship

This section presents the data for the Fellowship as it stood on 31 December 2015¹.

All Fellows

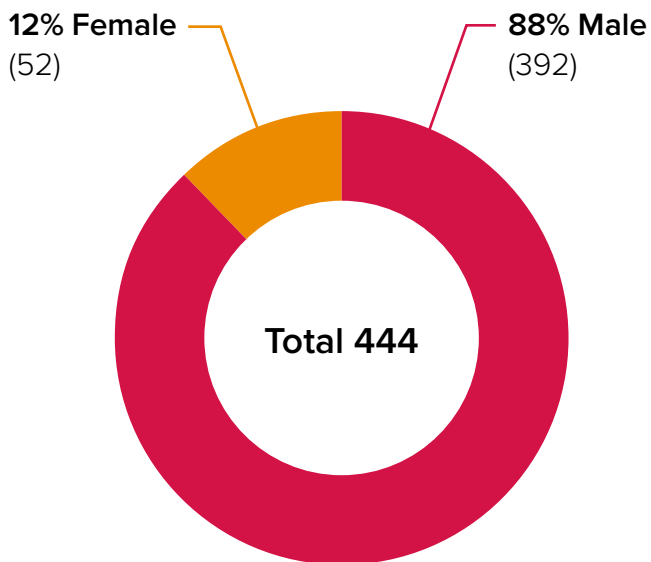


All Foreign Members

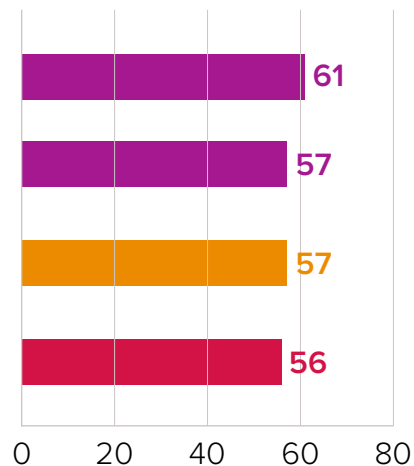


1. 13 (26%) of the 2016 intake of Fellows are women and there are two new female Foreign Members.

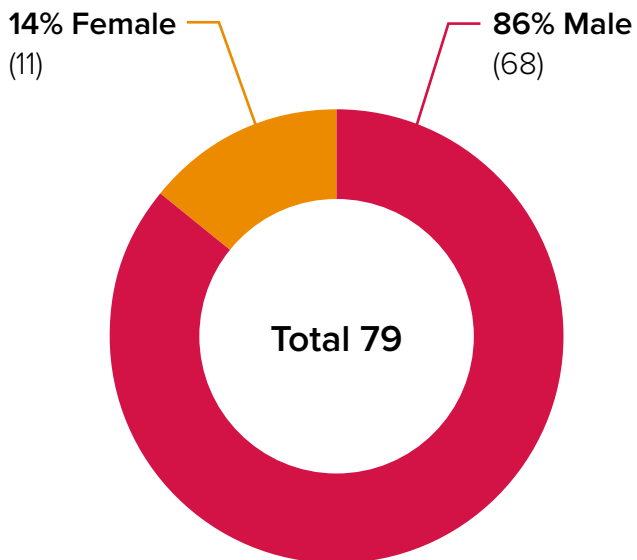
New Fellows (elected 2006 – 2015)



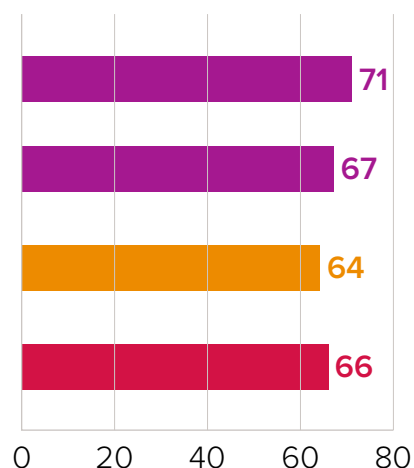
Average age
 Average age when elected
 Female average age when elected
 Male average age when elected



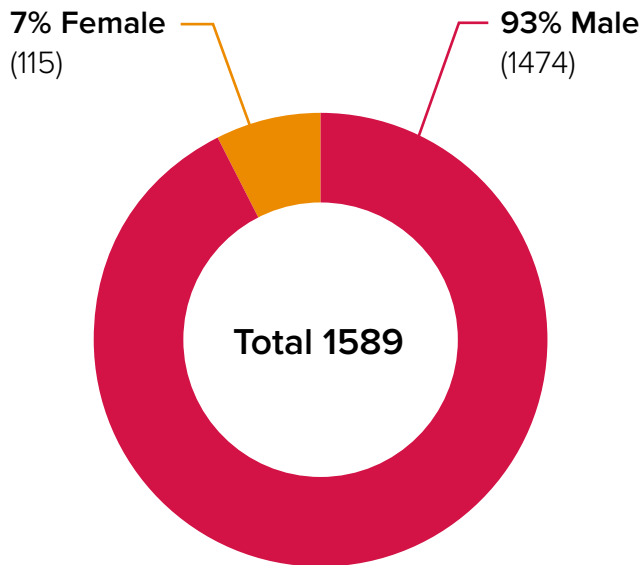
New Foreign Members (elected 2006 – 2015)



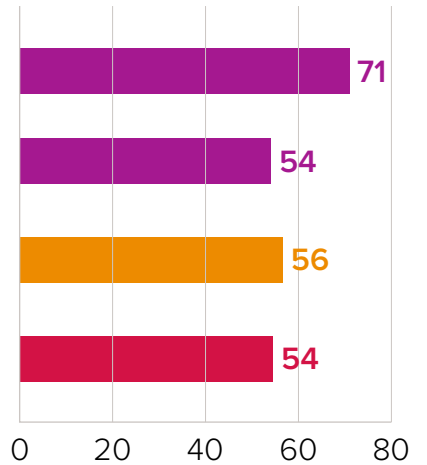
Average age
 Average age when elected
 Female average age when elected
 Male average age when elected



Total Fellows and Foreign Members



Average age

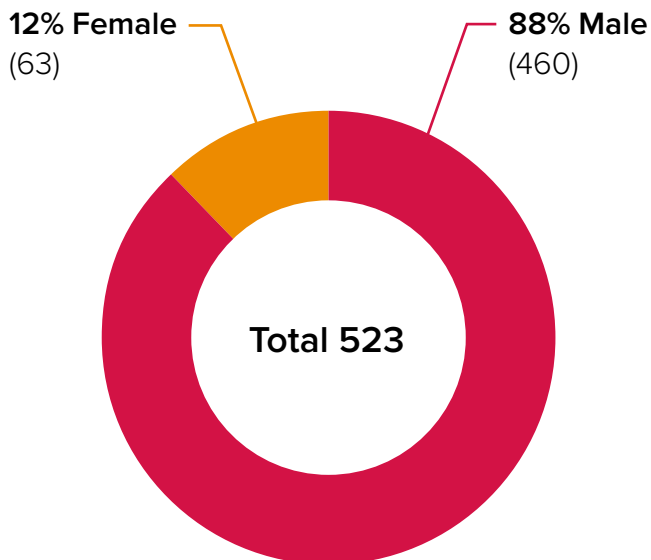


Average age when elected

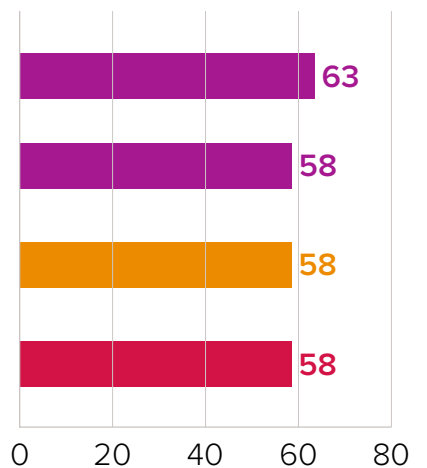
Female average age when elected

Male average age when elected

Total New Fellows and Foreign Members (elected 2006 – 2015)



Average age



Average age when elected

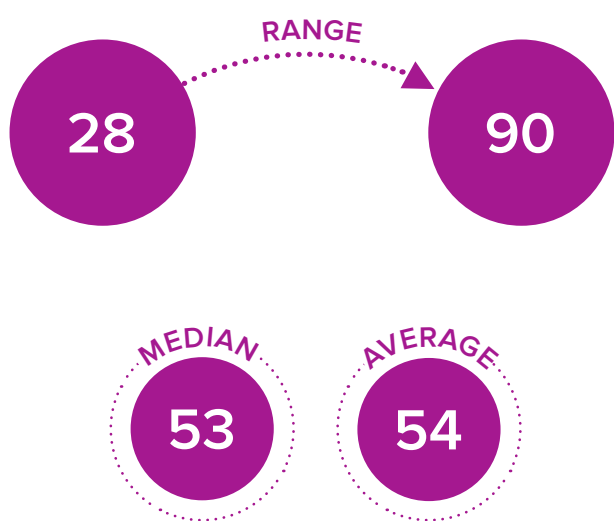
Female average age when elected

Male average age when elected

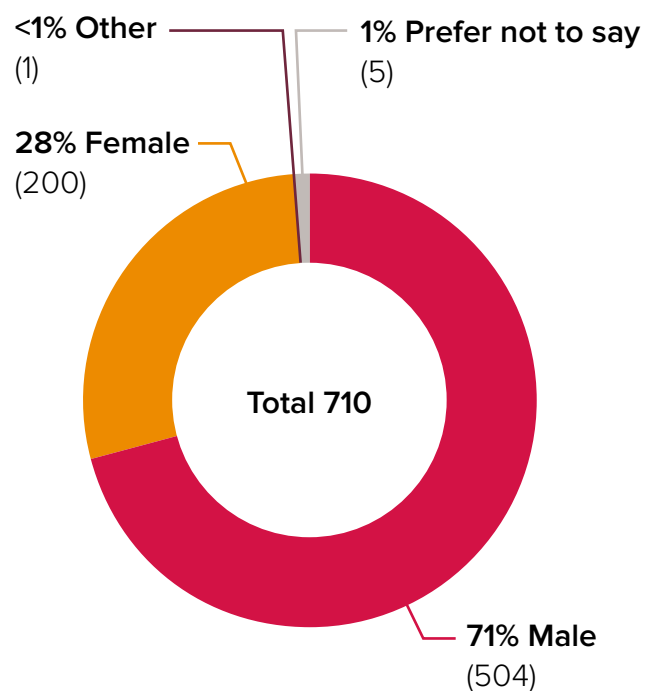
Committees

There are 1129 committee members across 56 committees and panels. 565 of these members are Fellows or Foreign Members of the Royal Society. 165 members sit on more than one committee. This data was collected in April 2016 through an invitation to committee members to complete a diversity monitoring questionnaire. The results reflect only those who completed the questionnaire.

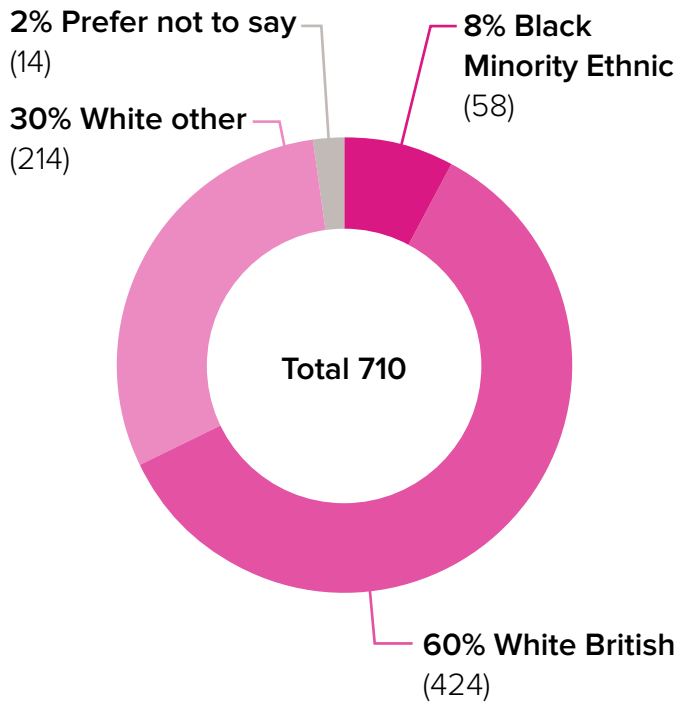
Age



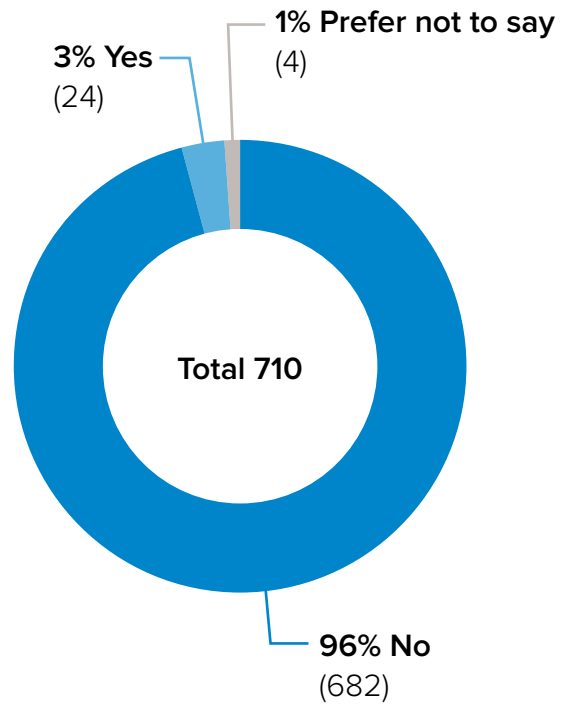
Gender



Ethnic origin



Disability



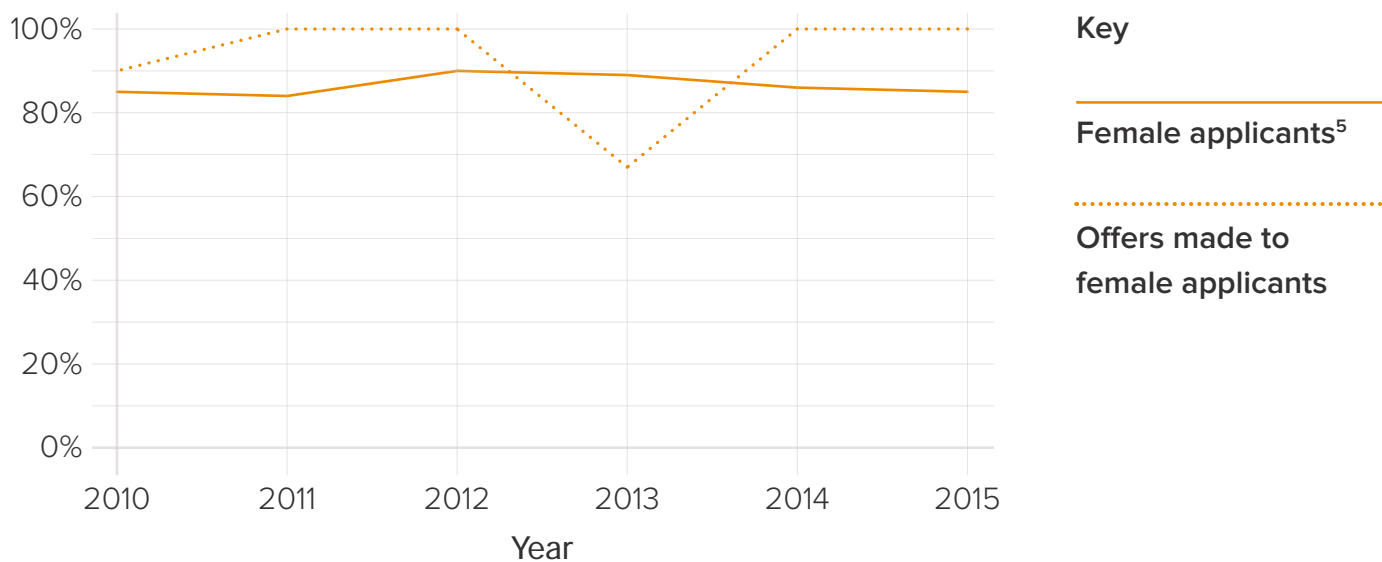
Research Fellowship Grants

This section presents data for the largest grant schemes offered through the Society and covers the period 2010 – 2015 where available. The Society also collects data on ethnicity and disability but due to the small number of disclosed applicants across the grant schemes, the reliability of analysis is limited and also risks identifying individuals.

Percentage of applicants who are female compared to percentage of offers made to female applicants							
	Total Applicants	Gender (%Female)					
		2010	2011	2012	2013 ²	2014	2015
Dorothy Hodgkin Fellowship applicants ³	755	85%	84%	90%	89%	86%	85%
Dorothy Hodgkin Fellowship offers	40	90%	100%	100%	67%	100%	100%
Sir Henry Dale Fellowship applicants	161	–	–	–	–	–	46%
Sir Henry Dale Fellowship awards ⁴	29	–	–	–	–	–	50%
University Research Fellowship applicants	2726	24%	26%	27%	20%	20%	22%
University Research Fellowship offers	222	44%	26%	21%	16%	9%	28%
Wolfson Research Merit Award applicants	524	15%	18%	17%	20%	21%	15%
Wolfson Research Merit Award offers	334	14%	18%	15%	18%	17%	13%
Industry Fellowship applicants	331	10%	14%	11%	8%	19%	10%
Industry Fellowship offers	67	0%	18%	8%	0%	13%	17%
Newton International Fellowship applicants	2141	31%	34%	36%	38%	37%	38%
Newton International Fellowship offers	161	33%	27%	64%	22%	45%	55%

2. Applications eligible for Sir Henry Dale Fellowships take effect.
3. Dorothy Hodgkin Fellowship is for outstanding scientists in the UK at an early stage of their research career who require a flexible working pattern due to personal circumstances such as parenting, caring responsibilities or health issues. The scheme tends to receive a higher percentage of applications from female scientists.
4. There is limited data for Sir Henry Dale Fellowships, only gender for 2015 is available for applicants and awards rather than applicants and offers.

Dorothy Hodgkin Fellowship

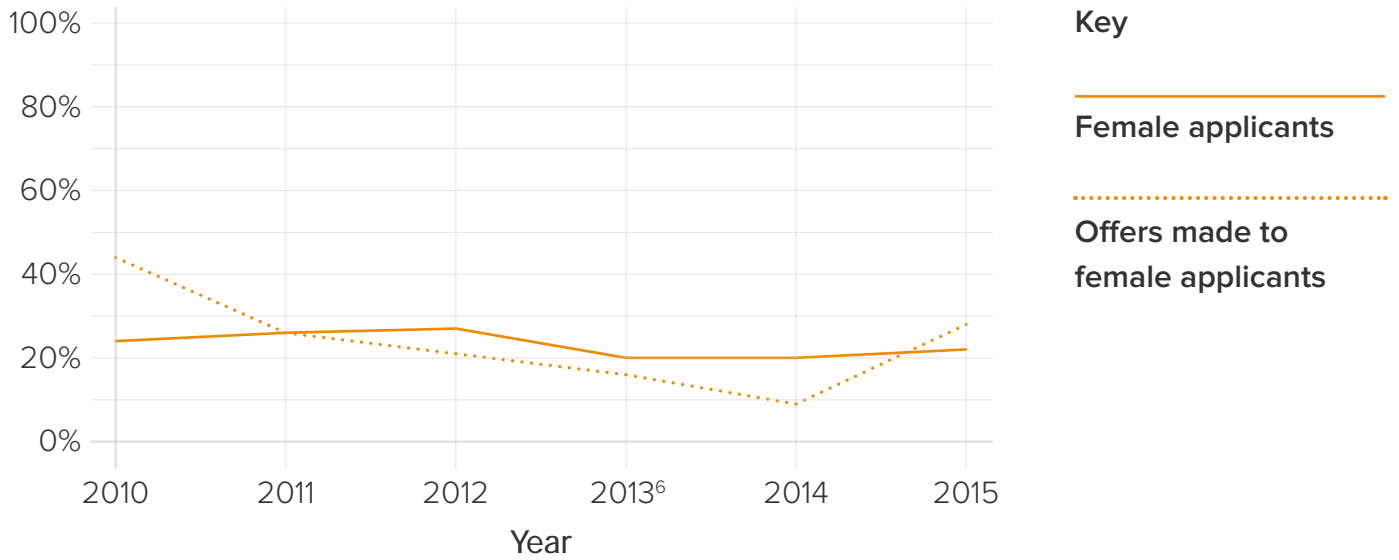


Sir Henry Dale Fellowship

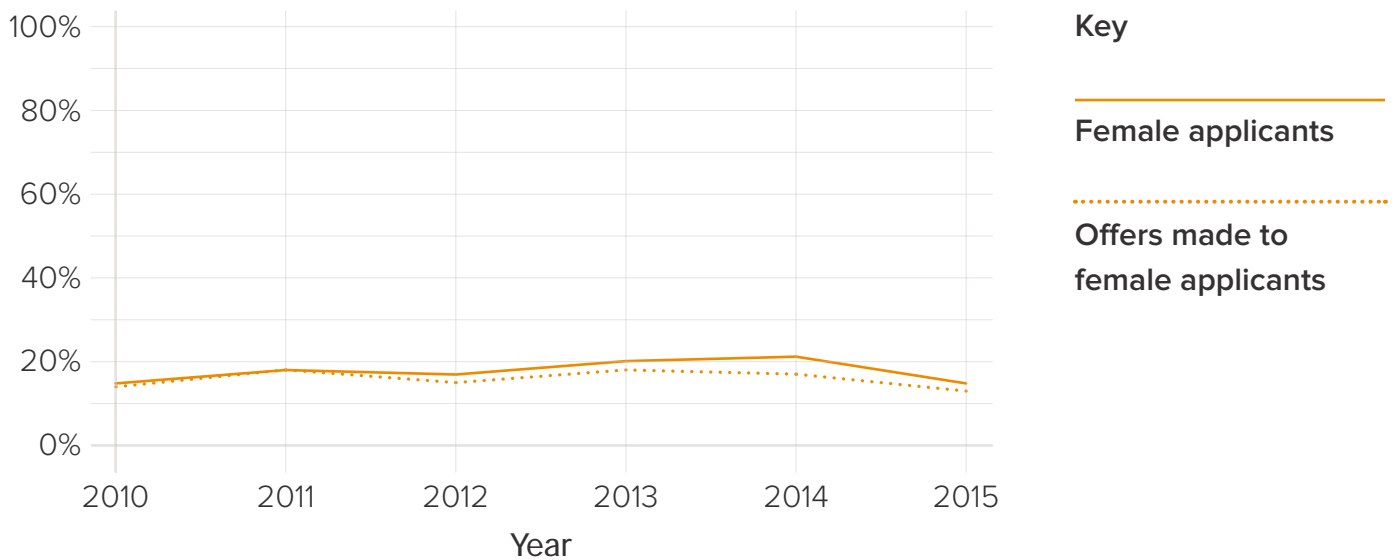
There is limited data for Sir Henry Dale Fellowships, only gender for 2015 is available for applicants and awards rather than applicants and offers.

5. Dorothy Hodgkin Fellowship is for outstanding scientists in the UK at an early stage of their research career who require a flexible working pattern due to personal circumstances such as parenting, caring responsibilities or health issues. The scheme tends to receive a higher percentage of applications from female scientists.

University Research Fellowship

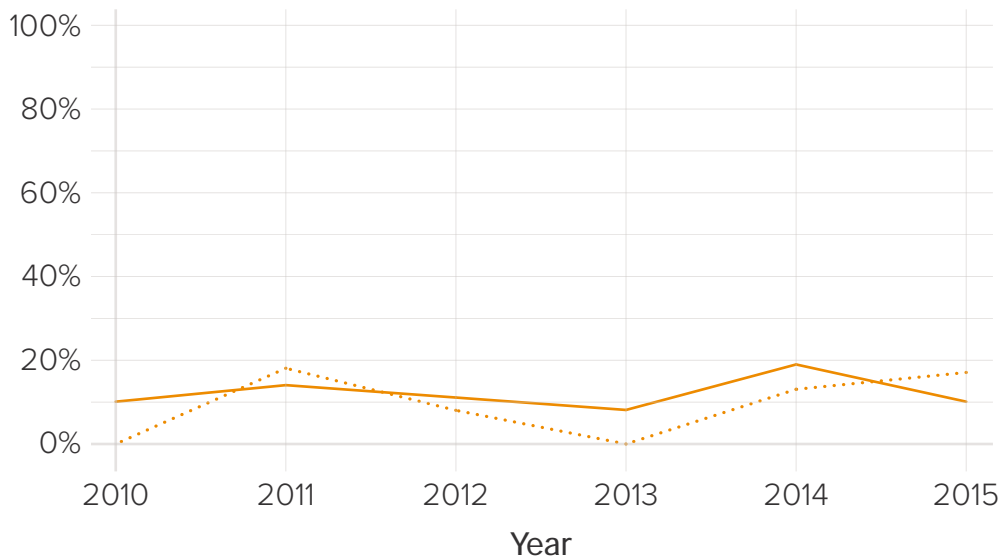


Wolfson Research Merit Award



6. Applications eligible for Sir Henry Dale Fellowships take effect.

Industry Fellowship

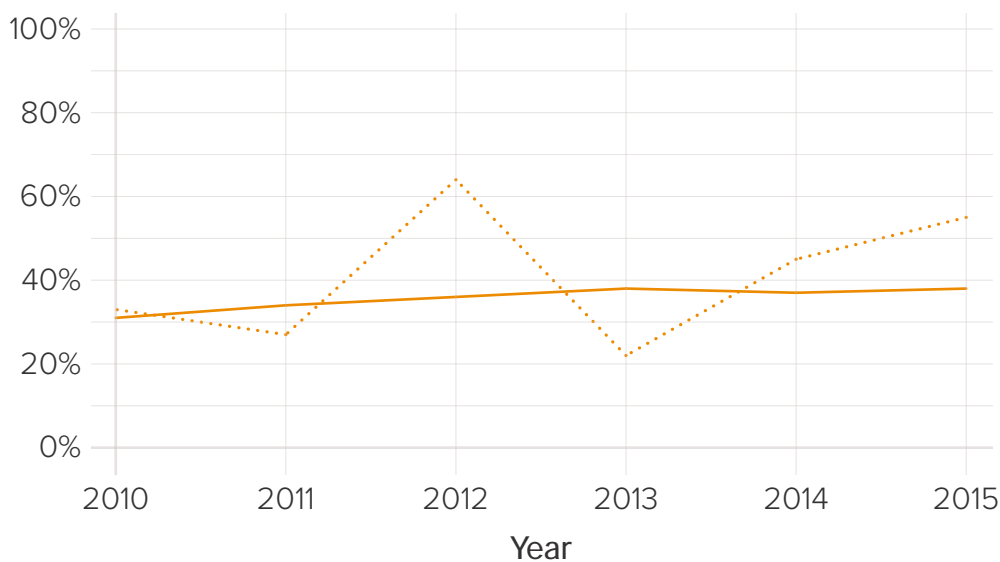


Key

Female applicants

Offers made to female applicants

Newton International Fellowship



Key

Female applicants

Offers made to female applicants

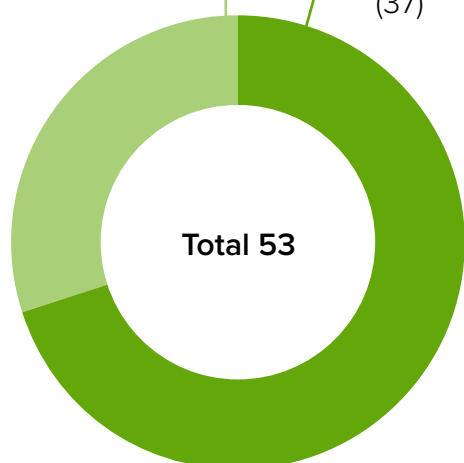
Public engagement

Our public programme aims to inspire the nation about science. We organise a series of events at our London premises and across the country to give the public the opportunity to hear from and engage with scientists about novel research, science issues and the history of science. The largest of these, our Summer Science Exhibition (SSE), is held every year in the first week of July. Diversity data for events which took place outside of London are not available.

Location

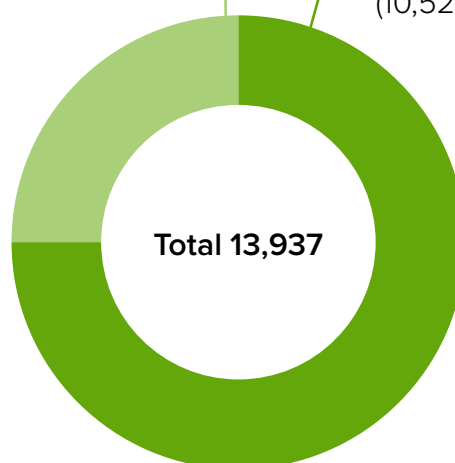
Number of events

30% Outside London (16) 70% London (37)



Number of people

25% Outside London (3,417) 75% London (10,520)

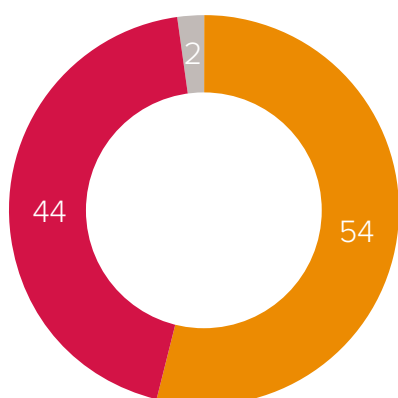


Gender

Key ■ % Female ■ % Male ■ % Unknown

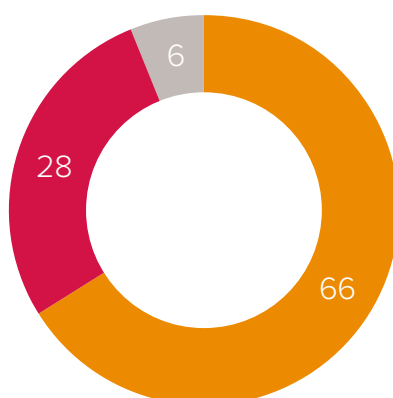
SSE General

Total attendees 9,564
Completed survey 1,322 (14%)



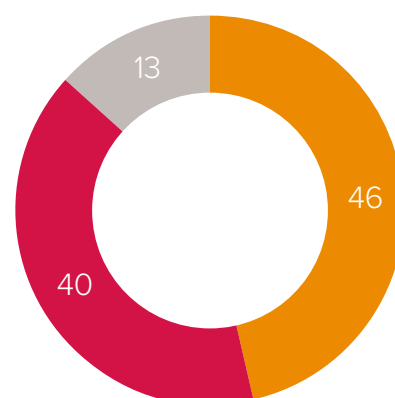
SSE Schools

Total attendees 2,248
Completed survey 176 (8%)



London events

Total attendees 10,520
Completed survey 2,083 (15%)

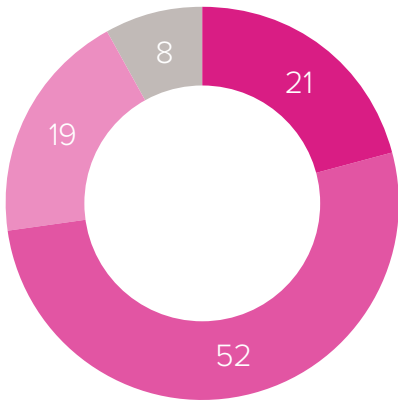


Ethnic group

Key ■ % Black Minority Ethnic ■ % White British ■ % White Other ■ % Unknown

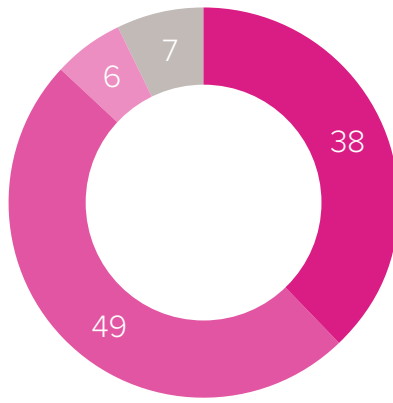
SSE General

Total attendees **9,564**
Completed survey **1,322 (14%)**



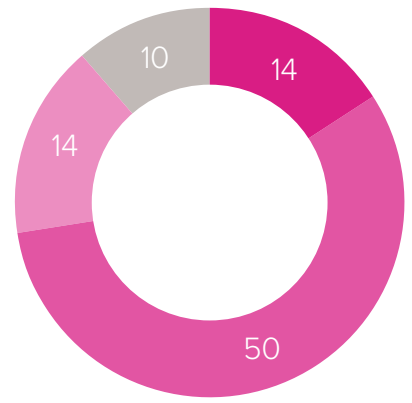
SSE Schools

Total attendees **2,248**
Completed survey **178 (8%)**



London events

Total attendees **10,520**
Completed survey **2,083 (15%)**

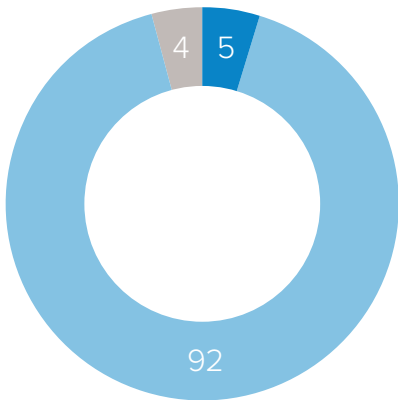


Disability

Key ■ % Yes ■ % No ■ % Unknown

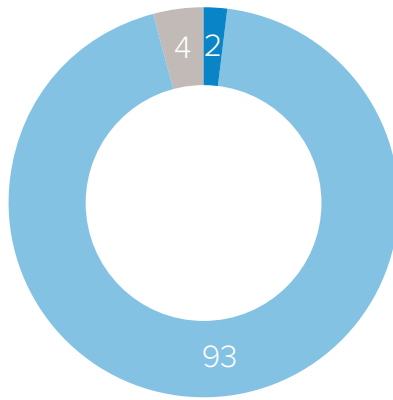
SSE General

Total attendees **9,564**
Completed survey **1,322 (14%)**



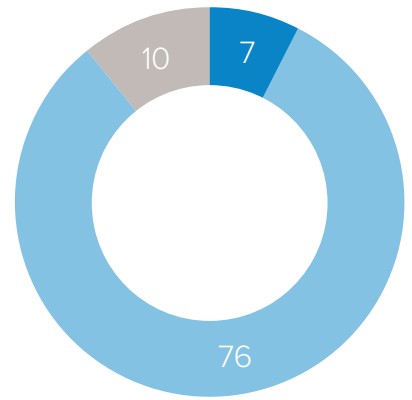
SSE Schools

Total attendees **2,248**
Completed survey **169 (8%)**



London events

Total attendees **10,520**
Completed survey **2,083 (15%)**



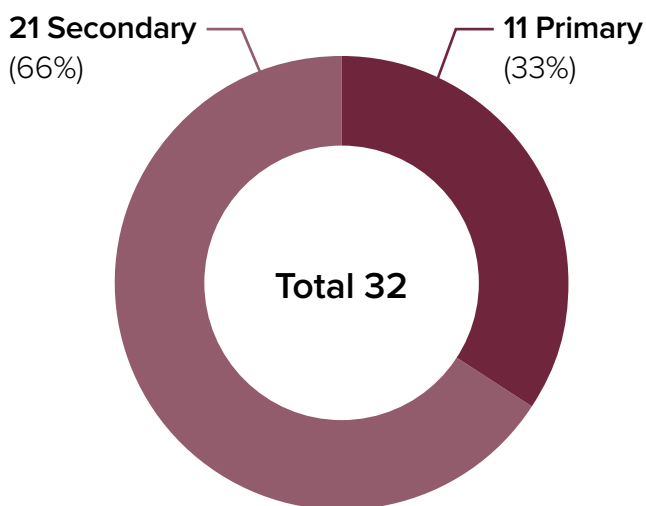
Education

Partnership Grants (PG) and Associate Schools and Colleges (ASC)

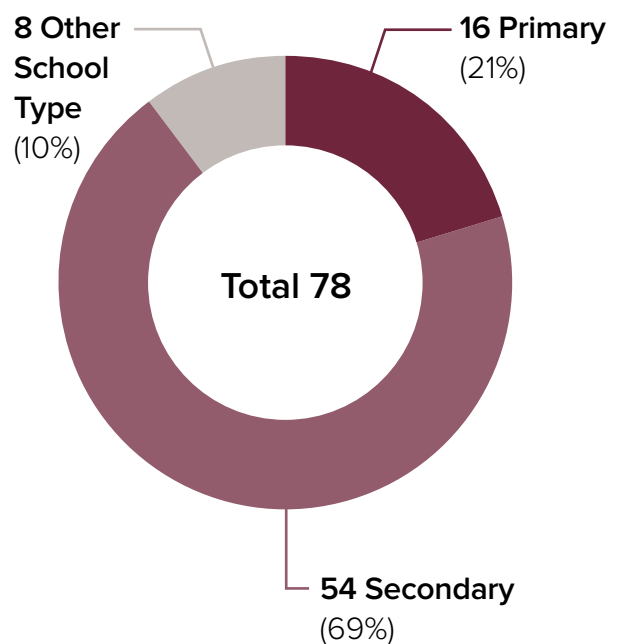
Our Partnership Grants (PG) scheme provides grants of up to £3,000 for science, engineering or mathematics projects run in partnership with a STEM professional. The Associate Schools and Colleges (ASC) scheme is a network of teachers who share their experience and work with us in order to help promote excellence in science and mathematics teaching, gaining access to the Society's resources and expertise. The Society aims to ensure that both schemes reflect the breadth of both geography and types of schools in the UK.

School type

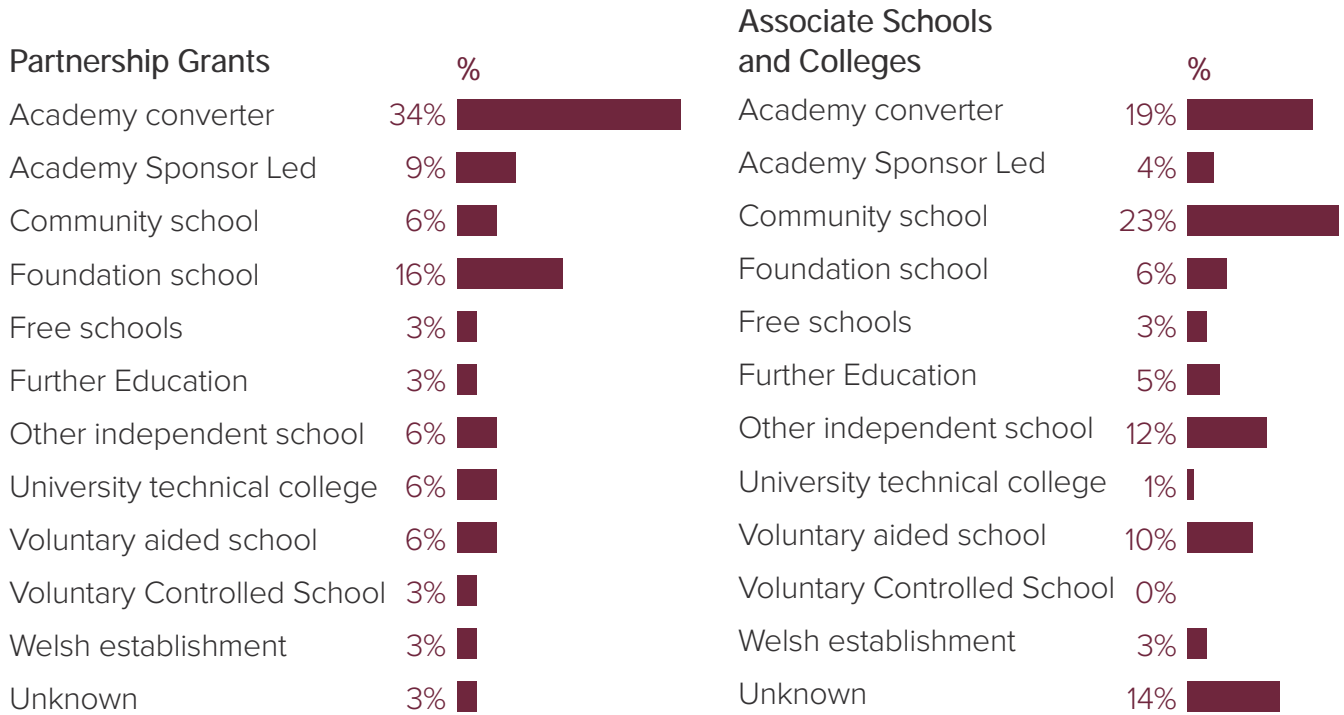
Partnership Grants



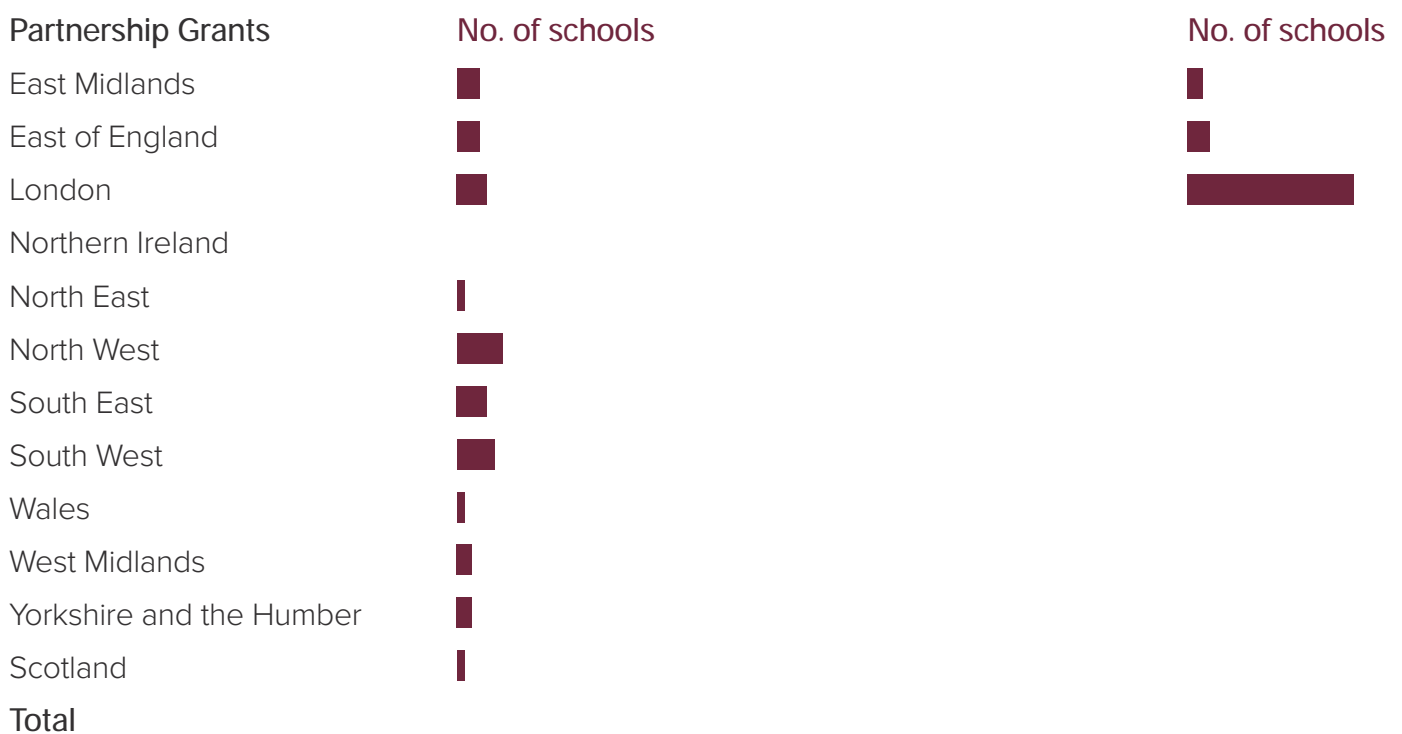
Associate Schools and Colleges



Types of establishment



Regions





The Royal Society is a self-governing Fellowship of many of the world's most distinguished scientists drawn from all areas of science, engineering, and medicine. The Society's fundamental purpose, as it has been since its foundation in 1660, is to recognise, promote, and support excellence in science and to encourage the development and use of science for the benefit of humanity.

The Society's strategic priorities emphasise its commitment to the highest quality science, to curiosity-driven research, and to the development and use of science for the benefit of society.

These priorities are:

- Promoting science and its benefits
- Recognising excellence in science
- Supporting outstanding science
- Providing scientific advice for policy
- Fostering international and global cooperation
- Education and public engagement

For further information

Diversity in science
The Royal Society
6 – 9 Carlton House Terrace
London SW1Y 5AG

T +44 20 7451 2500

E diversity@royalsociety.org

W royalsociety.org/diversity

Registered Charity No 207043
DES4716 December 2016